



AMERICAN ANGLE  
ORTHODONTICS

*Art*  
OF THE DETAIL



**To** our partners in the dental industry who are constantly striving to achieve excellence, Welcome to a new, unique, and refreshing approach to collaboration. We are proud that you have taken the time to learn more about our company and our products.

American Angle Orthodontics is led by design engineers, directors of partnership relations, managers of partner marketing programs, and an executive team that is unconditionally dedicated to the success of our distributors and the complete satisfaction of their customers.


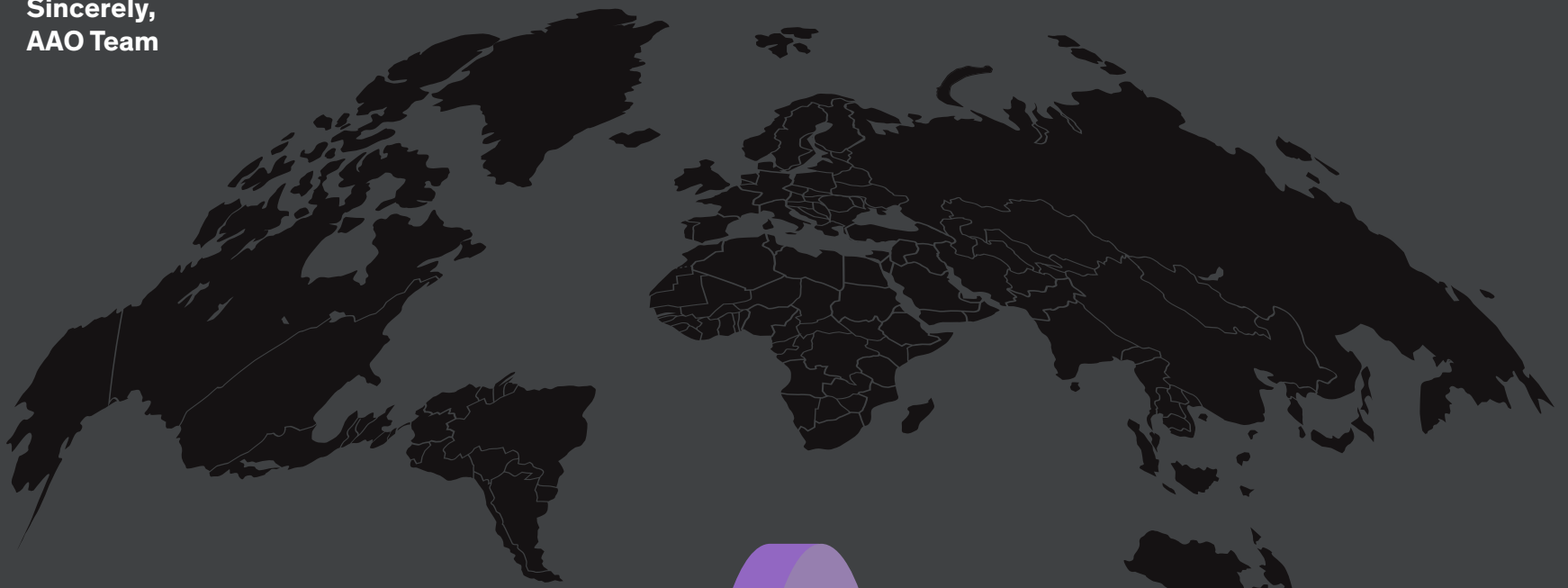
With decades of experience in product design, user experience, and best practices for partnerships, American Angle takes a proactive approach to ensuring our partners' success.

Our initiatives—including a sponsored partner event program, an aggressive sampling program, continuing education programs for your clients, co-op print campaigns, and robust digital marketing support—highlight our unwavering commitment to our partners.

Since the launch of our most successful product, the Angle Series Buccal Tubes, we have had the privilege of serving over 5 million satisfied customers worldwide.

We invite you to schedule a consultative discussion to explore how American Angle can enhance your product portfolio, support your clients more effectively, and positively impact your bottom line.

**Sincerely,  
AAO Team**



**25+**

**Years of Orthodontic Excellence  
Our founders bring over 25 years  
of expertise in delivering exceptional  
orthodontic solutions.**





**In** our latest catalog, you will discover a wide array of new products meticulously crafted and inspired by creating the ultimate outcomes for your clients and their patients. We've included input from leading clinicians, educators, and distinguished institutions from across the globe. Together, we are committed to a shared pursuit of innovation, seeking continuous improvement and efficiency, and developing groundbreaking solutions that truly make a difference. In the spirit of shared dedication and collaboration, we look forward to the developing and introducing orthodontic products that demonstrate the utmost commitment to excellence.

**Thank you for being a part of the American Angle Orthodontics family.  
We welcome your feedback, suggestions, and ideas**

# Edward

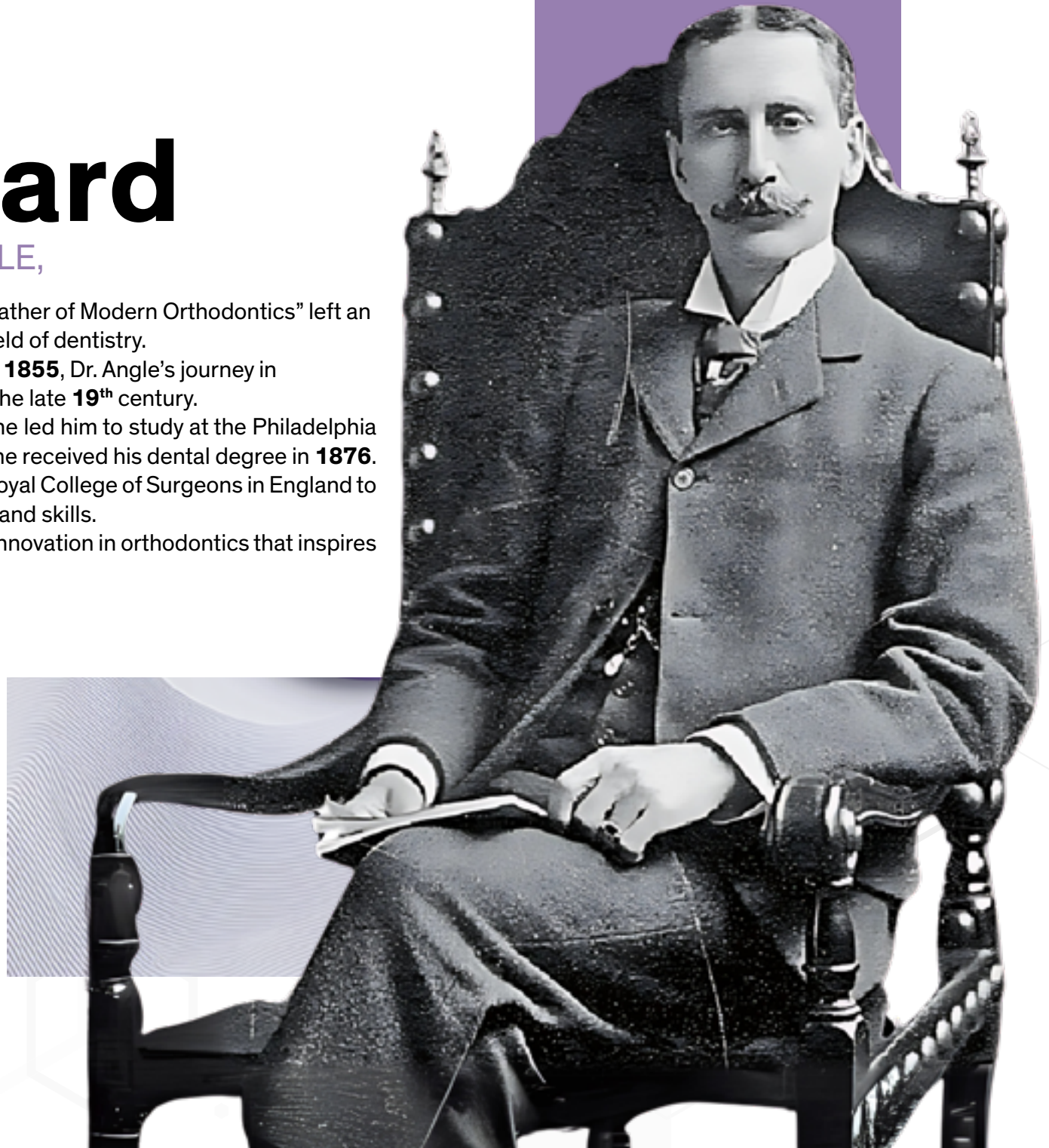
HARTLEY ANGLE,

Fondly known as the “Father of Modern Orthodontics” left an indelible mark on the field of dentistry.

Born in Pennsylvania in **1855**, Dr. Angle’s journey in orthodontics began in the late **19<sup>th</sup>** century.

His passion for discipline led him to study at the Philadelphia Dental College, where he received his dental degree in **1876**. He later attended the Royal College of Surgeons in England to deepen his knowledge and skills.

It’s his commitment to innovation in orthodontics that inspires us to serve you.







**DR. ANGLE'S** Contributions to orthodontics are profound and far-reaching.

One of his most significant contributions was the development of the Angle classification system, which categorizes the various types of malocclusions (incorrect bite relationships between the upper and lower teeth).

Angle also invented various orthodontic appliances, such as the ribbon arch, which was a significant advancement in the treatment of malocclusions.

He was also a proponent of the use of radiographs in orthodontic diagnosis and treatment planning, a practice that is now standard in modern orthodontics.

At American Angle Orthodontics, we understand that each patient is unique, and we are committed to providing personalized, high-quality care.

As we continue to innovate and develop new products, we remain committed to the principles that Dr. Edward Angle espoused; they are excellence, innovation, and a dedication to improving the lives of patients through orthodontics.

Dr. Edward Angle's pioneering spirit lives on in our work, and we are proud to honor his legacy with every product we create.





# STENT NE T E T N C O C

**01** **COSMETIC BRACKETS**  
(01 - 08)

**02** **METAL BRACKETS**  
(09 - 17)

**03** **BUCCAL TUBES**  
(18 - 21)

**04** **MOLAR BANDS**  
(22 - 26)

**05** **ARCHWIRES**  
(29 - 49)

**06** **ACCESSORIES**  
(51 - 56)

**07** **ELASTOMERICS**  
(57 - 60)

**08** **MIRRORS**  
(61 - 63)

**09** **INSTRUMENTS**  
(65 - 70)

**10** **DEMONSTRATION MODELS**  
(71)

**11** **WARRANTIES & POLICIES**  
(72)





# COSMETIC BRACKETS

- MONO-CRYSTALLINE CERAMIC BRACKETS
- POLYCRYSTALLINE CERAMIC BRACKETS
- SELF-LIGATING CERAMIC BRACKETS



# COSMETIC BRACKETS

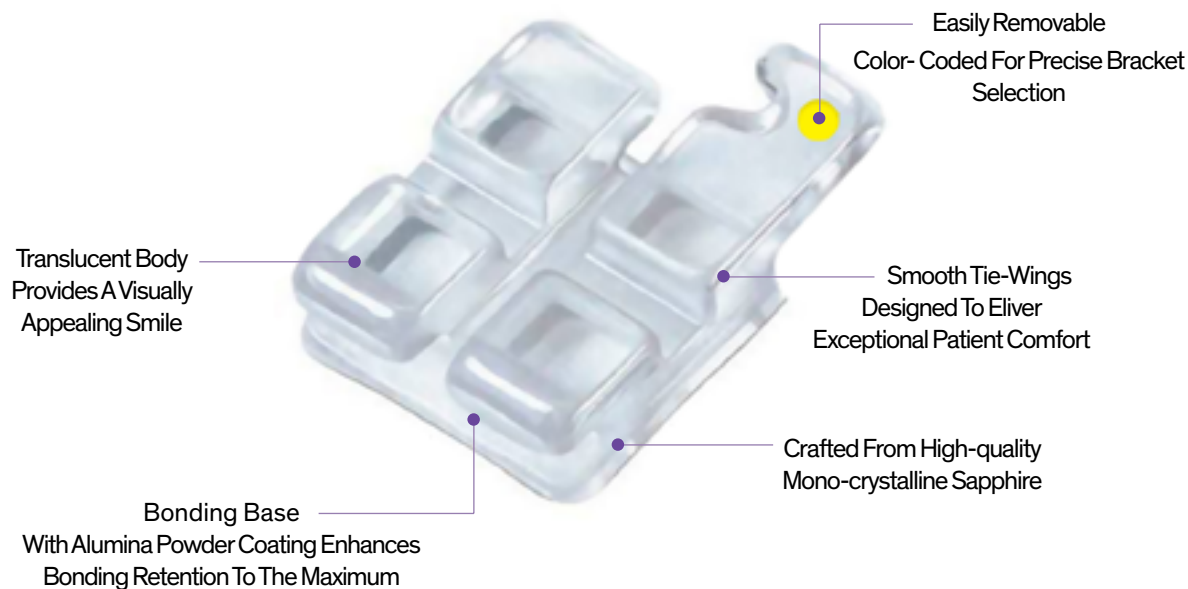
American Angel Orthodontics offers two types of ceramic brackets: monocrystalline and polycrystalline. While both are crafted from ceramic materials, they differ in crystalline structure, which influences their appearance, strength, and other properties.

PROPERTIES	MONOCRYSTALLINE	POLYCRYSTALLINE
<b>MATERIAL</b>	<ul style="list-style-type: none"> <li>Made from a single crystal structure.</li> <li>The material is more uniform, which gives the brackets a clearer, more translucent appearance.</li> <li>Often referred to as "sapphire" brackets because they are made from a single crystal of alumina, similar to sapphire.</li> </ul>	<ul style="list-style-type: none"> <li>Made from multiple crystal structures fused together.</li> <li>The material has a more opaque appearance due to the way light interacts with the multiple crystals.</li> <li>Generally, they have a frosted or slightly off-white look.</li> </ul>
<b>AESTHETICS</b>	<ul style="list-style-type: none"> <li>More aesthetically pleasing because of their transparency.</li> <li>They blend better with the natural color of teeth, making them less noticeable.</li> </ul>	<ul style="list-style-type: none"> <li>Less translucent and more visible on the teeth compared to mono-crystalline brackets.</li> <li>May match the tooth color more closely in some cases, but they are still more noticeable than mono-crystalline brackets.</li> </ul>
<b>STRENGTH</b>	<ul style="list-style-type: none"> <li>Generally stronger due to the single crystal structure, but they can be more brittle.</li> <li>They are less likely to fracture under normal use, but if they do, the break can be clean and sharp.</li> </ul>	<ul style="list-style-type: none"> <li>Slightly less strong than mono-crystalline brackets but still very durable.</li> <li>They are less likely to chip or fracture under pressure.</li> </ul>
<b>COMFORT</b>	Both types are generally comfortable and effective for orthodontic treatment. However, the choice between them may depend on patient preference for aesthetics, and the orthodontist's recommendation.	



# BRILLIANCE™ SAPPHIRE BRACKET SYSTEM

## TRANSLUCENT MONO-CRYSTALLINE CERMAIC BRACKETS



- Rounded edge design enhances patient comfort.
- Brackets are made from a single-piece ceramic injection molding process.
- Designed with precise contours and edges for optimal adhesion to the teeth.
- The polished surface reduces friction between the brackets and the archwire.
- Unique mesh design ensures strong.
- Bonding and easy debonding.
- Precise vertical alignment guarantees optimal positioning.
- Translucent appearance offers superior aesthetics.

TREATMENT KITS			
DESCRIPTION	PACKING	0.018	0.022
CIM Roth UPPER & LOWER HOOK ON 3,4&5	20 PCS/BOX	BM-R18	BM-R22
CIM MBT UPPER & LOWER HOOK ON 3,4&5	20 PCS/BOX	BM-M18	BM-M22

### ROTH DIRECTION

MAXILLARY	CENTRAL		LATERAL		CUSPID		BICUSPID		BICUSPID	
	1	1	2	2	3	3	4	4	5	5
TORQUE	+11°		+8°		-2°		-7°		-7°	
TIP	+5°		+9°		+8°		0°		+0°	
IN/OUT	1.03		1.43		1.27		1.28		1.28	
WIDTH	3.3		3		3.4		3.3		3.3	

MANDIBULAR	LOWER ANTERIOR		LOWER ANTERIOR		CUSPID		1 <sup>ST</sup> BICUSPID		2 <sup>ND</sup> BICUSPID	
	1	1	2	2	3	3	4	4	5	5
TORQUE	0°		0°		-11°		-17°		-21°	
TIP	0°		0°		-7°		0°		0°	
IN/OUT	1.5		1.5		1.11		1.39		1	
WIDTH	2.9		2.9		3.4		3.3		3.3	



# BRILLIANCE™ SAPPHIRE BRACKET SYSTEM

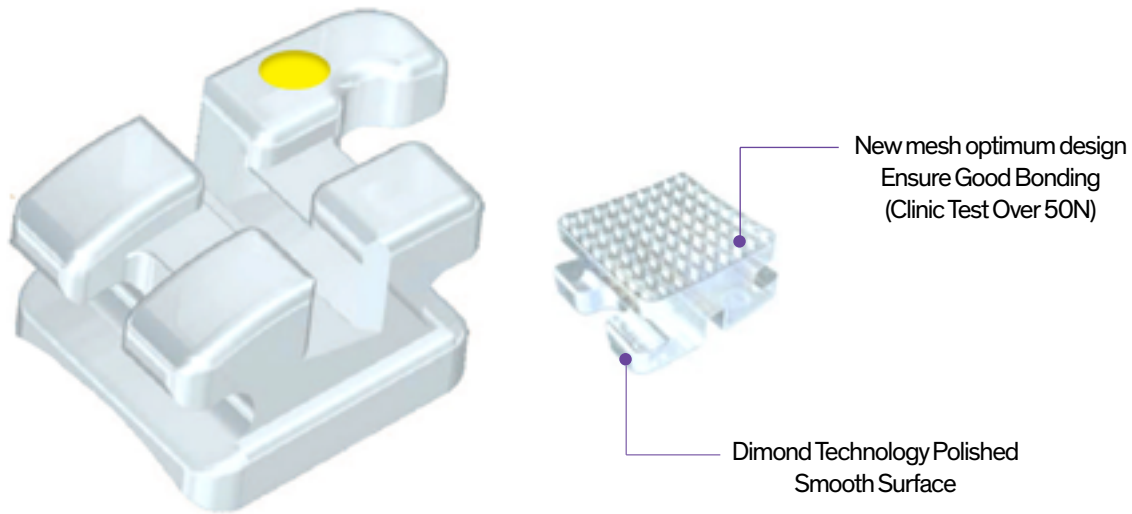
## MBT DIRECTION

MAXILLARY	CENTRAL		LATERAL		CUSPID		BICUSPID		BICUSPID	
	1	1	2	2	3	3	4	4	5	5
<b>Torque</b>	+17°		+10°		0°		-7°		-7°	
<b>Tip</b>	+4°		+8°		+8°		+0°		+0°	
<b>In/Out</b>	1.4		1.47		1.27		1.37		1.37	
<b>Width</b>	3.3		3		3.4		3.3		3.3	

MANDIBULAR	LOWER ANTERIOR		LOWER ANTERIOR		CUSPID		1 <sup>ST</sup> BICUSPID		2 <sup>ND</sup> BICUSPID	
	1	1	2	2	3	3	4	4	5	5
<b>TORQUE</b>	-6°		-6°		0°		-12°		-17°	
<b>TIP</b>	+5°		+9°		+11°		0°		0°	
<b>IN/OUT</b>	1.5		1.5		1.17		1.37		1.38	
<b>WIDTH</b>	2.9		2.9		3.4		3.3		3.3	

# PEARL™ CERAMIC BRACKET SYSTEM

## TRANSLUCENT POLYCRYSTALLINE CERMAIC BRACKETS



- Rounded edge design enhances patient comfort.
- Brackets are made from a single-piece ceramic injection molding process.
- Smooth surface with precise craftsmanship.
- Unique mesh design ensures strong.
- Bonding and easy debonding.
- Precise vertical alignment guarantees optimal positioning.
- Translucent appearance offers superior aesthetics.

### TREATMENT KITS

DESCRIPTION	PACKING	0.018	0.022
CIM Roth UPPER & LOWER HOOK ON 3,4&5	20 PCS/BOX	CM-R18	CM-R22
CIM MBT UPPER & LOWER HOOK ON 3,4&5	20 PCS/BOX	CM-M18	CM-M22

### ROTH DIRECTION

MAXILLARY	CENTRAL		LATERAL		CUSPID		BICUSPID		BICUSPID	
	1	1	2	2	3	3	4	4	5	5
TORQUE	+12°		+8°		-2°		-7°		-7°	
TIP	+5°		+9°		+10°		0°		0°	
IN/OUT	1		1.25		1		1		1	
WIDTH	3.25		2.8		3.12		3.12		3.12	

MANDIBULAR	LOWER ANTERIOR		LOWER ANTERIOR		CUSPID		1 <sup>ST</sup> BICUSPID		2 <sup>ND</sup> BICUSPID	
	1	1	2	2	3	3	4	4	5	5
TORQUE	-1°		-1°		-11°		-17°		-22°	
TIP	0°		0°		+7°		0°		0°	
IN/OUT	1.1		1.1		1		1		1	
WIDTH	2.5		2.5		3.2		3.12		3.12	



# PEARL™ CERAMIC BRACKET SYSTEM

## MBT DIRECTION

MAXILLARY	CENTRAL		LATERAL		CUSPID		BICUSPID		BICUSPID	
	1	1	2	2	3	3	4	4	5	5
<b>TORQUE</b>	+17°		+10°		-7°		-7°		-7°	
<b>TIP</b>	+4°		+8°		+8°		+0°		+0°	
<b>IN/OUT</b>	1		1.25		1		1		1	
<b>WIDTH</b>	3.25		2.8		3.25		3.25		3.25	

MANDIBULAR	LOWER ANTERIOR		LOWER ANTERIOR		CUSPID		1 <sup>ST</sup> BICUSPID		2 <sup>ND</sup> BICUSPID	
	1	1	2	2	3	3	4	4	5	5
<b>TORQUE</b>	-6°		-6°		-6°		-12°		-17°	
<b>TIP</b>	0°		0°		+3°		+2°		+2°	
<b>IN/OUT</b>	1.1		1.1		1		1		1	
<b>WIDTH</b>	2.8		2.8		3.25		3.25		3.25	

# PEARL-COMPACT™ SELF-LIGATING CERAMIC BRACKET SYSTEM

## TRANSLUCENT POLYCRYSTALLINE CERMAIC BRACKETS

- PEARL-COMPACT™ self-ligating brackets are advanced orthodontic devices that combine the aesthetic appeal of ceramic with the convenience and efficiency of self-ligating technology.



- The self-ligating mechanism reduces friction between the archwire and the bracket, potentially allowing for smoother and faster tooth movement.
- PEARL-COMPACT™ self-ligating brackets are designed to be smaller and more comfortable, while still providing effective treatment.

TREATMENT KITS			
DESCRIPTION	PACKING	0.018	0.022
CIM Roth UPPER & LOWER HOOK ON 3,4&5	20 PCS/BOX	PC-R18	PC-R22
CIM MBT UPPER & LOWER HOOK ON 3,4&5	20 PCS/BOX	PC-M18	PC-M22

## ROTH DIRECTION

MAXILLARY	CENTRAL		LATERAL		CUSPID		BICUSPID		BICUSPID	
	1	1	2	2	3	3	4	4	5	5
TORQUE	+12°		+8°		-2°		-7°		-7°	
TIP	+5°		+9°		+10°		0°		0°	
IN/OUT	1		1.25		1		1		1	
WIDTH	3.25		2.8		3.12		3.12		3.12	

MANDIBULAR	LOWER ANTERIOR		LOWER ANTERIOR		CUSPID		1 <sup>ST</sup> BICUSPID		2 <sup>ND</sup> BICUSPID	
	1	1	2	2	3	3	4	4	5	5
TORQUE	-1°		-1°		-11°		-17°		-22°	
TIP	0°		0°		+7°		0°		0°	
IN/OUT	1.1		1.1		1		1		1	
WIDTH	2.5		2.5		3.2		3.12		3.12	

# PEARL-COMPACT™ SELF-LIGATING CERAMIC BRACKET SYSTEM

## MBT DIRECTION

MAXILLARY	CENTRAL		LATERAL		CUSPID		BICUSPID		BICUSPID	
	1	1	2	2	3	3	4	4	5	5
TORQUE	+17°		+10°		-7°		-7°		-7°	
TIP	+4°		+8°		+8°		+0°		+0°	
IN/OUT	1		1.25		1		1		1	
WIDTH	3.25		2.8		3.25		3.25		3.25	

MANDIBULAR	LOWER ANTERIOR		LOWER ANTERIOR		CUSPID		1 <sup>ST</sup> BICUSPID		2 <sup>ST</sup> BICUSPID	
	1	1	2	2	3	3	4	4	5	5
TORQUE	-6°		-6°		-6°		-12°		-17°	
TIP	0°		0°		+3°		+2°		+2°	
IN/OUT	1.1		1.2		1		1		1	
WIDTH	2.8		2.8		3.25		3.25		3.25	





# METAL BRACKETS

- COMPACT-PASSIVETM METAL SELF LIGATING BRACKET SYSTEM
- COMPACT-ACTIVETM METAL SELF LIGATING BRACKET SYSTEM
- PRO-MASTERTM METAL BRACKET SYSTEM
- ALSAKATM METAL BRACKET SYSTEM

# METAL SELF-LIGATING BRACKETS

In its commitment to providing all possible solutions for our customers to ensure effective, fast, and safe orthodontic treatment, American Angle Orthodontics has always strived to offer the latest technologies in orthodontics, including Passive Self-Ligating Brackets and Active Self-Ligating Brackets. Both systems have advantages, and the choice often depends on the orthodontist, treatment goals and the patient's specific needs.

Some orthodontists may also use a combination of both types depending on the stage of treatment.

The key differences between metal passive and metal active self-ligating orthodontic brackets are in how they interact with the arch wire and affect tooth movement. See below for more information.

PROPERTIES	PASSIVE	ACTIVE
<b>MECHANISM OF WIRE ENGAGEMENT</b>	<ul style="list-style-type: none"> <li>• These have a clip or sliding door that does not press firmly against the archwire.</li> <li>• This allows the wire to move more freely within the bracket, reducing friction.</li> <li>• These brackets are typically used in the early stages of treatment when lighter forces are desired to allow for easier tooth movement.</li> </ul>	<ul style="list-style-type: none"> <li>• These have a clip or sliding door that actively presses against the archwire, increasing engagement and control over the wire.</li> <li>• This increased engagement is typically used to apply greater force to move teeth in a more controlled manner.</li> </ul>
<b>FRICTION</b>	<ul style="list-style-type: none"> <li>• Lower friction between the bracket and the archwire allows for easier and faster tooth movement with lighter forces, making them beneficial for initial alignment and leveling stages.</li> </ul>	<ul style="list-style-type: none"> <li>• These create higher friction between the bracket and the archwire, which can provide more control but may slow down tooth movement compared to passive systems.</li> </ul>
<b>FORCE APPLICATION</b>	<ul style="list-style-type: none"> <li>• As the archwire is allowed more freedom, the forces exerted are generally lighter, which can be gentler on teeth and surrounding tissues.</li> </ul>	<ul style="list-style-type: none"> <li>• The higher engagement leads to more force being applied to the teeth, which can be useful in stages of treatment where greater control over tooth movement is needed, such as space closure or fine-tuning.</li> </ul>
<b>CLINICAL USE</b>	<ul style="list-style-type: none"> <li>• Often preferred in the initial phases of treatment when tooth movement and leveling are prioritized.</li> </ul>	<ul style="list-style-type: none"> <li>• Typically used in the latter stages of treatment where more precise control of tooth movement is required.</li> </ul>



# COMPACT-PASSIVE™ SELF-LIGATING BRACKET SYSTEM

## STANDARD TORQUE WITH REMOVABLE HOOK

- **MATERIAL:** Made from high-quality stainless steel due to its strength, biocompatibility, and corrosion resistance.
- **OPTIMIZED TORQUE CONTROL:** The standard torque of COMPACT PASSIVE™ Self Ligating Bracket system prescription provides consistent control over tooth angulation and positioning, ensuring a balanced, natural smile and occlusion without over or under-compensating tooth torque
- **EFFICIENT TOOTH MOVEMENT:** The passive self-ligating design allows for less friction between the bracket and the archwire, promoting faster, more efficient tooth movement, especially in the early treatment stages.
- **PATIENT COMFORT:** The low-profile design of COMPACT PASSIVE™ reduces irritation to the patient's cheeks and lips. The passive nature of the system also ensures gentle, lighter forces, making the treatment more comfortable overall.
- **FLEXIBILITY WITH REMOVABLE HOOKS:** The detachable hooks offer added convenience during treatment, as they can be attached or removed based on the patient's treatment stage. They are especially useful when elastics or other auxiliary devices are needed temporarily.
- **IMPROVED ORAL HYGIENE:** Since COMPACT PASSIVE™ Self Ligating Brackets do not require elastomeric ties, there is less accumulation of plaque and food particles, making it easier for patients to maintain better oral hygiene throughout their orthodontic treatment.
- **AESTHETIC APPEARANCE:** Without the need for elastomeric ligatures, the brackets retain a cleaner appearance, avoiding the staining that can occur with traditional rubber ties.



TREATMENT KITS			
DISCREPTION	PACKING	0.018	0.022
PASSIVE SELF-LIGATING BRACKET WITH REMOVABLE HOOK ON 3,4&5	20 PCS/BOX	SL-P18	SL-P22

## PASSIVE STANDARD TORQUE DIRECTIONS


MAXILLARY	CENTRAL		LATERAL		CUSPID		BICUSPID		BICUSPID	
	1	1	2	2	3	3	4	4	5	5
<b>TORQUE</b>	+15°		+6°		+7°		-11°		-11°	
<b>TIP</b>	+5°		+9°		+5°		+2°		+2°	
<b>WIDTH</b>	3.1		2.8		3.1		2.9		2.9	

MANDIBULAR	LOWER ANTERIOR		LOWER ANTERIOR		CUSPID		1 <sup>ST</sup> BICUSPID		2 <sup>ND</sup> BICUSPID	
	1	1	2	2	3	3	4	4	5	5
<b>TORQUE</b>	-3°		-3°		+7°		-12°		-17°	
<b>TIP</b>	+2°		+2°		+5°		+4°		+4°	
<b>WIDTH</b>	2.8		2.8		3.1		2.9		2.9	

# COMPACT-ACTIVE™ SELF-LIGATING BRACKET SYSTEM

COMPACT-ACTIVE™ self-ligating brackets provide an efficient and comfortable alternative to traditional braces:

- **MATERIAL:** Made from high-quality stainless steel due to its strength, biocompatibility, and corrosion resistance.
- **EFFICIENT TORQUE AND ROTATION CONTROL:** COMPACT-ACTIVE™ self-ligating brackets allow better torque and rotation control of teeth, which is beneficial for achieving precise alignment, especially in cases that involve complex tooth movement.
- **BUILT-IN CLIP OR SLIDE MECHANISM:** COMPACT-ACTIVE™ brackets have a built-in clip or slide that actively holds the archwire in place, allowing for controlled movement of teeth.
- **REDUCED FRICTION:** COMPACT-ACTIVE™ self-ligating brackets generate less friction between the archwire and the bracket compared to traditional ligature brackets.
- **IMPROVED PATIENT COMFORT:** COMPACT-ACTIVE™ self-ligating brackets reduce plaque accumulation and are easier to clean, improving oral hygiene. The design also minimizes discomfort, as adjustments are often quicker and involve less force than traditional braces.
- **ENHANCED CONTROL OVER TOOTH MOVEMENT:** The active mechanism provides greater control over tooth movement, as it securely holds the archwire in place.



TREATMENT KITS			
DISCREPTION	PACKING	0.018	0.022
ACTIVE Roth SELF-LIGATING BRACKET WITH HOOK ON 3,4&5	20 PCS/BOX	SR-A18	SR-A22
ACTIVE MBT SELF-LIGATING BRACKET WITH HOOK ON 3,4&5	20 PCS/BOX	SM-A18	SM-A18

## ROTH DIRECTIONS:

MAXILLARY	CENTRAL		LATERAL		CUSPID		BICUSPID		BICUSPID	
	1	1	2	2	3	3	4	4	5	5
TORQUE	+12°		+10°		-2°		-17°		-17°	
TIP	+4°		+8°		8°		0°		0°	
WIDTH	3.1		2.8		3.1		2.9		2.9	

MANDIBULAR	LOWER ANTERIOR		LOWER ANTERIOR		CUSPID		1 <sup>ST</sup> BICUSPID		2 <sup>ND</sup> BICUSPID	
	1	1	2	2	3	3	4	4	5	5
TORQUE	-1°		-1°		-11°		-17°		-17°	
TIP	0°		0°		+3°		0°		0°	
WIDTH	2.8		2.8		3.1		2.9		2.9	

## MBT DIRECTIONS:

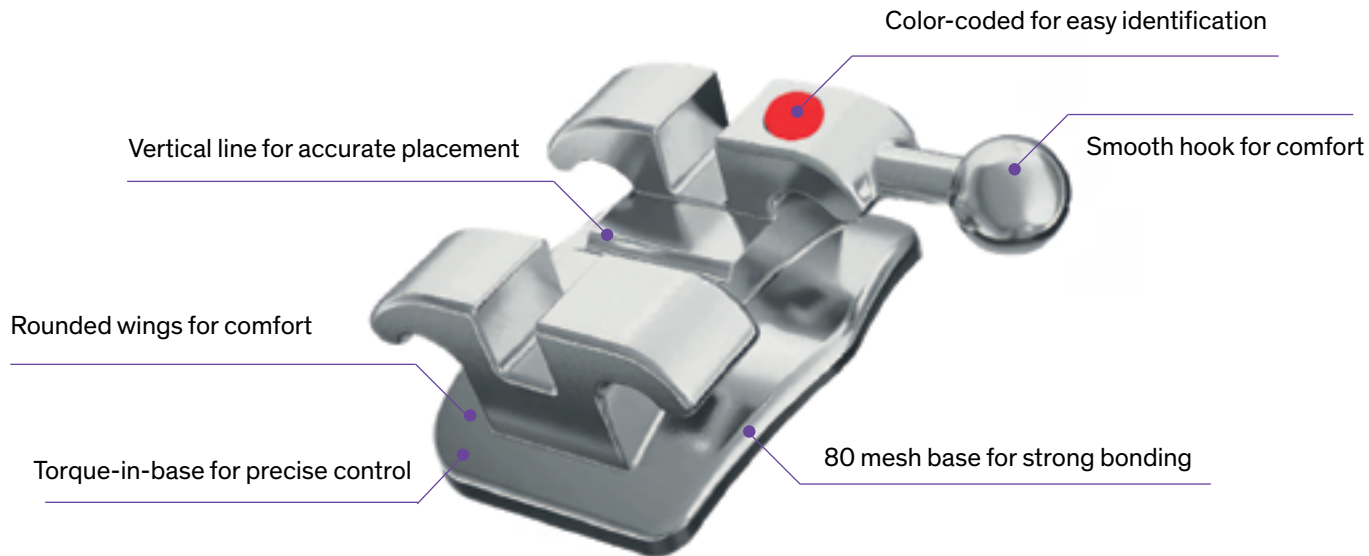
Maxillary	CENTRAL		LATERAL		CUSPID		BICUSPID		BICUSPID	
	1	1	2	2	3	3	4	4	5	5
TORQUE	+17°		+9°		-7°		-7°		-7°	
TIP	+4°		+8°		8°		0°		0°	
WIDTH	3.1		2.8		3.1		2.9		2.9	

MANDIBULAR	LOWER ANTERIOR		LOWER ANTERIOR		CUSPID		1 <sup>ST</sup> BICUSPID		2 <sup>ND</sup> BICUSPID	
	1	1	2	2	3	3	4	4	5	5
TORQUE	-6°		-6°		-6°		-12°		-17°	
TIP	0°		0°		+3°		0°		0°	
WIDTH	2.8		2.8		3.1		2.9		2.9	



# PRO-MASTER™ METAL BRACKET SYSTEM

## LOW PROFILE MINIATURE METAL INJECTION MOLDED BRACKET SYSTEM



- **MATERIAL:** Made from high-quality stainless steel, providing exceptional strength and durability throughout treatment.
- **LOW-PROFILE DESIGN:** Pro-Master™ brackets feature a miniature design that reduces bulk on teeth, minimizing irritation to soft tissues and enhancing patient comfort.
- **PRECISION ENGINEERING:** The MIM process ensures consistent manufacturing precision for reliable tooth movement and treatment outcomes.
- **ENHANCED HYGIENE:** Compact size allows for easier cleaning around brackets, promoting better oral hygiene during treatment.
- **CONTROL AND STABILITY:** Despite their reduced size, Pro-Master™ brackets maintain effective control over tooth movement with the same precision as standard brackets.
- **DURABILITY:** Manufactured from premium stainless steel, these brackets resist breakage and withstand treatment forces effectively.
- **BONDING STRENGTH:** Engineered for optimal adhesion to tooth surfaces, minimizing the risk of debonding despite their compact size.
- **IDENTIFICATION SYSTEM:** Features an innovative color-coding system and permanent identification markings for quick and easy bracket recognition.
- **TREATMENT VERSATILITY:** Compatible with various treatment approaches while maintaining the benefits of a low-profile design.
- **PATIENT COMFORT:** Miniature design significantly reduces interference with speech and daily activities.
- **SURFACE QUALITY:** Smooth, polished surfaces minimize friction and enhance treatment efficiency.
- **PROFESSIONAL EFFICIENCY:** Color-coding and permanent markings facilitate quick identification and placement for practitioners.



(LOW PROFILE SYSTEM) %22 less height than other popular Systems

TREATMENT KITS			
DISCREPTION	PACKING	0.018	0.022
MIM Roth UPPER & LOWER HOOK ON 3,4&5	20 PCS/BOX	PM-R18	PM-R22
MIM MBT UPPER & LOWER HOOK ON 3,4&5	20 PCS/BOX	PM-M18	PM-M22

# PRO-MASTER™ METAL BRACKET SYSTEM

## ROTH DIRECTIONS:

MAXILLARY	CENTRAL		LATERAL		CUSPID		BICUSPID		BICUSPID	
	1	1	2	2	3	3	4	4	5	5
IN/OUT	+12°		+8°		-2°		-7°		-7°	
TORQUE	+5°		+9°		+10°		0°		0°	
TIP	1		1.15		0.85		0.75		0.75	
WIDTH	3.58		2.95		3.06		3.08		3.08	

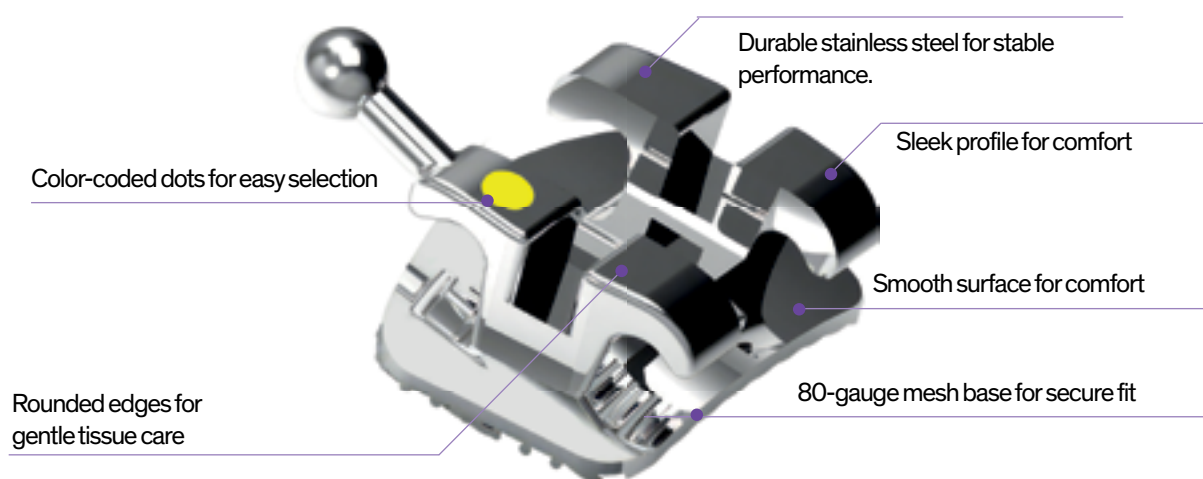
MANDIBULAR	LOWER ANTERIOR		LOWER ANTERIOR		CUSPID		1 <sup>ST</sup> BICUSPID		2 <sup>ST</sup> BICUSPID	
	1	1	2	2	3	3	4	4	5	5
IN/OUT	-1°		-1°		-11°		-17°		-22°	
TORQUE	0°		0°		+7°		0°		0°	
TIP	1.3		1.3		0.55		0.75		0.75	
WIDTH	2.55		2.55		3.12		3.12		3.12	

## MBT DIRECTIONS:

MAXILLARY	CENTRAL		LATERAL		CUSPID		BICUSPID		BICUSPID	
	1	1	2	2	3	3	4	4	5	5
IN/OUT	+17°		+10°		-7°		-7°		-7°	
TORQUE	+4°		+8°		+8°		0°		0°	
TIP	1		1.1		0.7		0.75		0.75	
WIDTH	3.55		2.93		3.1		3.05		3.05	

MANDIBULAR	LOWER ANTERIOR		LOWER ANTERIOR		CUSPID		1 <sup>ST</sup> BICUSPID		2 <sup>ST</sup> BICUSPID	
	1	1	2	2	3	3	4	4	5	5
IN/OUT	-6°		-6°		-6°		-12°		-17°	
TORQUE	0°		0°		+3°		+2°		+2°	
TIP	1.2		1.2		0.7		0.75		0.75	
WIDTH	2.55		2.55		3.1		3.12		3.12	

# ALASKA™ METAL INJECTION MOLDED BRACKET SYSTEM



- **MATERIAL:** Made from high-quality stainless steel due to its strength, biocompatibility, and corrosion resistance.
- **HIGH PRECISION:** The MIM process allows for extremely tight tolerances and precise detailing, which leads to brackets with highly accurate slot dimensions for consistent tooth movement.
- **STRENGTH AND DURABILITY:** ALASKA™ MIM brackets are known for their high tensile strength, resisting deformation under stress and ensuring long-term stability during treatment.
- **LOW-PROFILE DESIGN:** ALASKA™ brackets have a slim profile, reducing irritation to the soft tissues and improving patient comfort.
- **SMOOTH SURFACE:** The smooth surface of ALASKA™ brackets reduces friction between the bracket and the archwire, aiding in efficient tooth movement.
- **CORROSION RESISTANCE:** ALASKA™ stainless steel brackets are resistant to corrosion and tarnishing, ensuring durability over the course of treatment.
- **TORQUE AND ANGULATION:** Both MBT and Roth systems of ALASKA™ brackets have built-in torque and angulation features for each tooth, ensuring precise control over tooth movement.
- **BONDING:** ALASKA™ MIM brackets have 80-gauge mesh base, ensuring a strong bond with the tooth and a lower likelihood of bracket failure. The base of the bracket is contoured to fit the tooth's natural shape, improving comfort and bond strength.
- **Ball Hook Design:** For comfort and ease of use with inter-arch elastics.
- **PRECISION AND CONSISTENCY:** ALASKA™ MIM system ensures that each bracket is identical in terms of dimensions, resulting in consistent treatment outcomes.
- **PATIENT COMFORT:** The low-profile design, rounded edges, and smooth surface significantly enhance patient comfort, reducing irritation to the lips and cheeks.
- **COLOR-CODING:** ALASKA™ brackets are color-coded for easy identification during placement.

# ALASKA™ METAL INJECTION MOLDED BRACKET SYSTEM

TREATMENT KITS			
DISCREPTION	PACKING	0.018	0.022
MIM STANDARD ROTH UPPER & LOWER HOOK ON 3,4&5	20 PCS/BOX	SA-R18	SA-R22
MIM STANDARD MBT UPPER & LOWER HOOK ON 3,4&5	20 PCS/BOX	SA-M18	SA-M22
MIM MINI ROTH UPPER & LOWER HOOK ON 3,4&5	20 PCS/BOX	MA-R18	MA-R22
MIM MINI MBT UPPER & LOWER HOOK ON 3,4&5	20 PCS/BOX	MA-M18	MA-M22



## ALASKA™ STANDARD DIRECTION ROTH DIRECTIONS

MAXILLARY	CENTRAL		LATERAL		CUSPID		BICUSPID		BICUSPID	
	1	1	2	2	3	3	4	4	5	5
TORQUE	+12°		+8°		-2°		-7°		-7°	
TIP	+5°		+9°		+10°		0°		0°	
IN/OUT	0.8		1.05		0.8		0.8		0.8	
WIDTH	3.2		2.8		3		3		3	

MANDIBULAR	LOWER ANTERIOR		LOWER ANTERIOR		CUSPID		1 <sup>ST</sup> BICUSPID		2 <sup>ND</sup> BICUSPID	
	1	1	2	2	3	3	4	4	5	5
TORQUE	-1°		-1°		-11°		-17°		-22°	
TIP	0°		0°		+6°		0°		0°	
IN/OUT	1.05		1.05		0.55		0.8		0.8	
WIDTH	2.4		2.4		3		3		3	

## MBT DIRECTIONS

MAXILLARY	CENTRAL		LATERAL		CUSPID		BICUSPID		BICUSPID	
	1	1	2	2	3	3	4	4	5	5
TORQUE	+17°		+10°		-7°		-7°		-7°	
TIP	+4°		+8°		+8°		0°		0°	
IN/OUT	0.8		1.05		0.8		0.8		0.8	
WIDTH	3.2		2.8		3		3		3	

MANDIBULAR	LOWER ANTERIOR		LOWER ANTERIOR		CUSPID		1 <sup>ST</sup> BICUSPID		2 <sup>ND</sup> BICUSPID	
	1	1	2	2	3	3	4	4	5	5
TORQUE	-6°		-6°		-6°		-12°		-17°	
TIP	0°		0°		+3°		0°		0°	
IN/OUT	1.05		1.05		0.8		0.8		0.8	
WIDTH	2.4		2.4		3		3		3	



# ALASKA™ METAL INJECTION MOLDED BRACKET SYSTEM

## ALASKA™ MINI DATA ROTH DIRECTIONS

MAXILLARY	CENTRAL		LATERAL		CUSPID		BICUSPID		BICUSPID	
	1	1	2	2	3	3	4	4	5	5
<b>TORQUE</b>	+12°		+8°		-2°		-7°		-7°	
<b>TIP</b>	+5°		+9°		+10°		0°		0°	
<b>IN/OUT</b>	0.8		1.05		0.8		0.8		0.8	
<b>WIDTH</b>	3		2.6		2.8		2.8		2.8	

MANDIBULAR	LOWER ANTERIOR		LOWER ANTERIOR		CUSPID		1 <sup>ST</sup> BICUSPID		2 <sup>ND</sup> BICUSPID	
	1	1	2	2	3	3	4	4	5	5
<b>TORQUE</b>	-1°		-1°		-11°		-17°		-22°	
<b>TIP</b>	0°		0°		+6°		0°		0°	
<b>IN/OUT</b>	1.05		1.05		0.8		0.8		0.8	
<b>WIDTH</b>	2.4		2.4		2.8		2.8		2.8	

## MBT DIRECTIONS

MAXILLARY	CENTRAL		LATERAL		CUSPID		BICUSPID		BICUSPID	
	1	1	2	2	3	3	4	4	5	5
<b>TORQUE</b>	+17°		+10°		-7°		-7°		-7°	
<b>TIP</b>	+4°		+8°		+8°		+0°		+0°	
<b>IN/OUT</b>	0.8		1.05		0.8		0.8		0.8	
<b>WIDTH</b>	3		2.6		2.8		2.8		2.8	

MANDIBULAR	LOWER ANTERIOR		LOWER ANTERIOR		CUSPID		1 <sup>ST</sup> BICUSPID		2 <sup>ND</sup> BICUSPID	
	1	1	2	2	3	3	4	4	5	5
<b>TORQUE</b>	-6°		-6°		-6°		-12°		-17°	
<b>TIP</b>	0°		0°		+3°		0°		0°	
<b>IN/OUT</b>	1.05		1.05		0.8		0.8		0.8	
<b>WIDTH</b>	2.4		2.4		2.8		2.8		2.8	



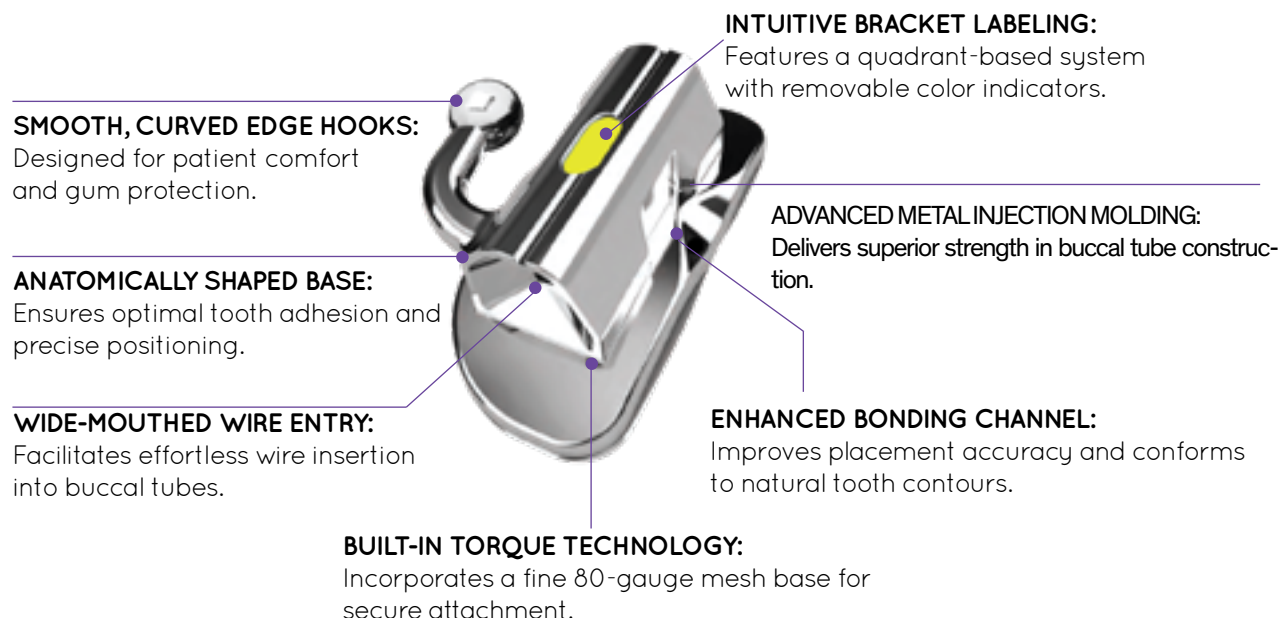


# BUCCAL TUBE

- SINGLE, NON-CONVERTIBLE
- DOUBLE, NON-CONVERTIBLE
- SELF LIGATING, NON-CONVERTIBLE

# AUSTIN™ ADVANCED MIM BUCCAL TUBE SYSTEM

## SINGLE, NON-CONVERTIBLE



AUSTIN™ Metal Injection Molding non-convertible orthodontic buccal tubes offer several advantages that make them the best choice in orthodontic treatments. Here are some of the key benefits :

- **HIGH PRECISION AND CONSISTENCY:** MIM technology of AUSTIN™ buccal tubes allows for the production of buccal tubes with very high precision and uniformity, ensuring consistency in size, shape, and function across all units. This results in better fitting and more predictable treatment outcomes .
- **DURABILITY AND STRENGTH:** AUSTIN™ MIM non-convertible buccal tubes are made from high-quality stainless steel, which offers excellent strength and durability. This makes them resistant to deformation and wear, ensuring they last throughout the orthodontic treatment without needing replacement.
- **SMOOTH SURFACE FINISH:** The MIM process results in a smooth surface finish, which is more comfortable for the patient. It reduces irritation to the soft tissues of the mouth, such as the cheeks and gums, improving the patient’s overall experience.
- **REDUCED FRICTION:** The precision design of AUSTIN™ MIM buccal tubes reduces friction between the tube and the archwire. This can enhance the efficiency of tooth movement, leading to faster and more comfortable treatment for the patient.
- **COMPACT AND LOW-PROFILE DESIGN:** This not only improves comfort but also enhances aesthetics by being less visible.
- **SECURE ARCHWIRE ENGAGEMENT:**AUSTIN™ buccal tubes are designed to provide secure and reliable archwire engagement. The tube holds the archwire firmly in place, reducing the risk of detachment or slippage, which can lead to more consistent and effective tooth movement.
- **NO NEED FOR CONVERSION:** Non-convertible AUSTIN™ buccal tubes eliminate the need for converting molar bands into buccal tubes during treatment, simplifying the orthodontist’s workflow and reducing chair time for the patient.

## DIRECTIONS

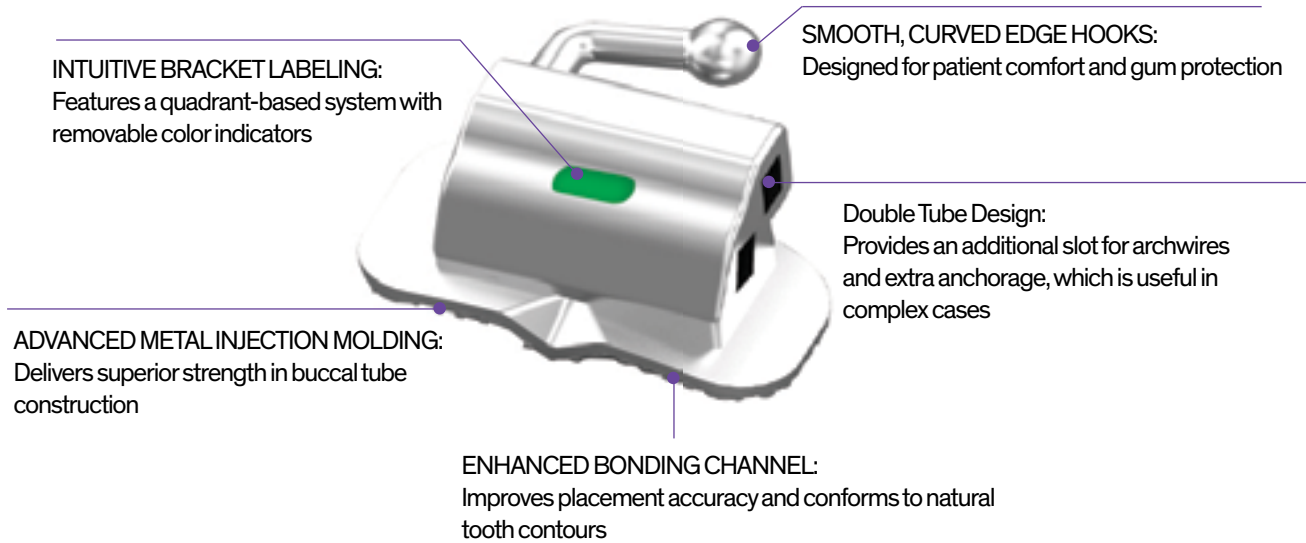
TREATMENT KITS			
DESCRIPTION	Packing	0.018	0.022
<b>1ST MOLAR Roth BUCCAL TUBES</b>	8 SETS/BOX	ST1-R18	ST1-R22
<b>2ND MOLAR Roth BUCCAL TUBES</b>	8 SETS/BOX	ST2-R18	ST2-R22
<b>1ST MOLAR MBT BUCCAL TUBES</b>	8 SETS/BOX	ST1-M18	ST1-M22
<b>2ND MOLAR MBT BUCCAL TUBES</b>	8 SETS/BOX	ST2-M18	ST2-M22

MAXILLARY 1 <sup>ST</sup> & 2 <sup>ND</sup> MOLAR			
TORQUE	OFFSET	RX	M/D
-14°	10°	ROTH	4.2mm
-14°	10°	MBT	4.2mm

MANDIBULAR 1 <sup>ST</sup> & 2 <sup>ND</sup> MOLAR			
TORQUE	OFFSET	RX	M/D
-25°	4°	ROTH	4.2mm
-20°	0°	MBT	4.2mm

# AUSTIN™ ADVANCED MIM BUCCAL TUBE SYSTEM

## DOUBLE, NON-CONVERTIBLE



The advantages of having AUSTIN™ double buccal tubes include:

- **INCREASED FUNCTIONALITY:** The second tube provides an additional slot for auxiliary wires, elastics, or other appliances, allowing for more complex and precise tooth movements
- **IMPROVED CONTROL:** Double tubes offer more control over different phases of treatment, such as aligning, leveling, or finishing stages.
- **SEGMENTAL MECHANICS:** Allows the use of separate wires for different segments of the arch, improving control over torque and angulation.
- **VERSATILITY:** Can accommodate multiple treatments simultaneously (e.g., distalizing molars while maintaining arch stability with another wire.)
- **CONVENIENCE:** Reduces the need to change tubes or brackets during different phases of treatment, saving time and effort for orthodontists and patients.
- **ENHANCED ANCHORING:** The second tube provides additional anchorage, which is especially useful in complex cases requiring greater stability and force application.

TREATMENT KITS			
DESCRIPTION	Packing	0.018	0.022
<b>1ST MOLAR ROTH BUCCAL TUBES</b>	8 SETS/BOX	DT1-R18	DT1-R22
<b>2ND MOLAR ROTH BUCCAL TUBES</b>	8 SETS/BOX	DT2-R18	DT2-R22
<b>1ST MOLAR MBT BUCCAL TUBES</b>	8 SETS/BOX	DT1-M18	DT1-M22
<b>2ND MOLAR MBT BUCCAL TUBES</b>	8 SETS/BOX	DT2-M18	DT2-M22

## DIRECTIONS

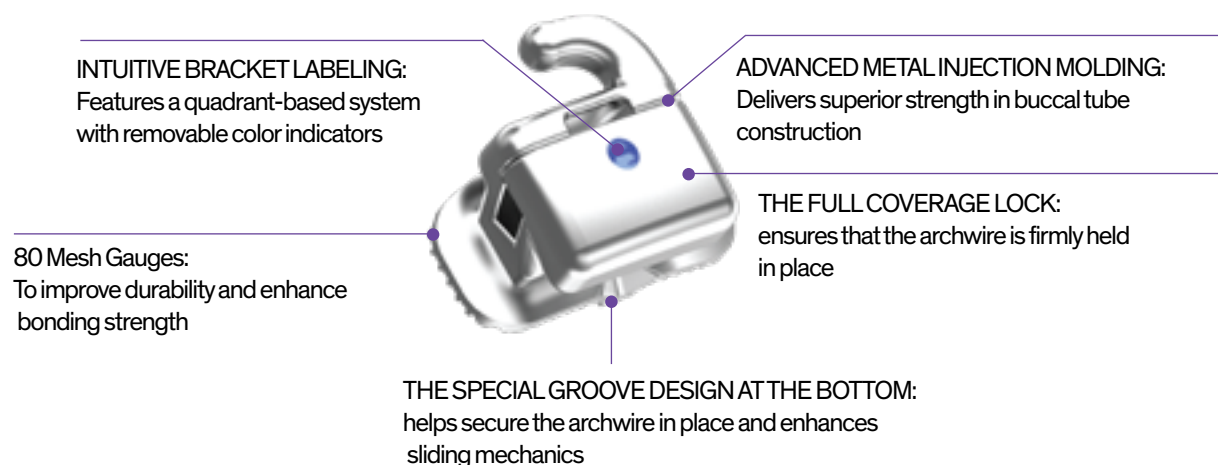
MAXILLARY 1 <sup>ST</sup> & 2 <sup>ND</sup> MOLAR			
TORQUE	OFFSET	RX	M/D
-14°	10°	ROTH	4.2mm
-14°	10°	MBT	4.2mm

MANDIBULAR 1 <sup>ST</sup> & 2 <sup>ND</sup> MOLAR			
TORQUE	OFFSET	RX	M/D
-25°	4°	ROTH	4.2mm
-20°	0°	MBT	4.2mm



# AUSTIN-COMPACT™ SELF LIGATING BUCCAL TUBE SYSTEM

BONDABLE, NON CONVERTIBLE



AUSTIN-COMPACT™ Self-ligating tubes eliminate the need for elastomeric ties, making it quicker and easier for orthodontists to insert or adjust archwires.

- The reduced friction in self-ligating systems allows for smoother and more efficient movement of the archwire, potentially shortening treatment duration.
- Our Self-ligating buccal tubes are designed with a low profile to minimize discomfort and prevent interference with normal oral functions.
- The absence of ligatures and the smooth design reduce plaque accumulation, improving oral hygiene during treatment.
- Bondable buccal tubes are securely attached to the tooth surface with adhesive, providing a strong and reliable bond.
- Our Self-ligating tubes systems reduce friction between the archwire and the tube, ensuring optimal force transmission and enabling lighter forces for tooth movement.
- These buccal tubes can be used in various orthodontic cases, including crowding, alignment, and molar control.

TREATMENT KITS			
DESCRIPTION	PACKING	0.018	0.022
<b>1ST MOLAR Roth SELF LIGATING BUCCAL TUBES KIT</b>	4 SETS/BOX	SL1-R18	SL1-R22
<b>2ND MOLAR Roth SELF LIGATING BUCCAL TUBES KIT</b>	4 SETS/BOX	SL2-R18	SL2-R22
<b>1ST MOLAR MBT SELF LIGATING BUCCAL TUBES KIT</b>	4 SETS/BOX	SL2-M18	SL1-M22
<b>2ND MOLAR MBT SELF LIGATING BUCCAL TUBES KIT</b>	4 SETS/BOX	SL1-M18	SL2-M22

## DIRECTIONS

MAXILLARY 1 <sup>ST</sup> & 2 <sup>ND</sup> MOLAR			
TORQUE	OFFSET	RX	M/D
-14°	10°	ROTH	4mm
-14°	10°	MBT	4mm

MANDIBULAR 1 <sup>ST</sup> & 2 <sup>ND</sup> MOLAR			
TORQUE	OFFSET	RX	M/D
-25°	4°	ROTH	4mm
-20°	0°	MBT	4mm



# MOLAR BANDS

- PLAIN BANDS
- SINGLE TUBE BANDS
- DOUBLE TUBE BANDS
- TRIPLE TUBE BANDS
- BICUSPID BANDS

# O-CIRCLE™ TOP OF THE LINE PRE-WELDED MOLAR BANDS



Plain Bands



Single Tube Bands



Single Tube with Hook + Cleat Bands



Double Tube Bands



Double Tube with Hook + Cleat Bands



Triple Tube Bands



Triple Tube with Hook + Cleat Bands

- The textured interior surface guarantees optimal bonding strength.
- The ideal hardness allows for effortless clinical use, while the anatomical contouring ensures easy placement and precise fit.
- The band's shape is designed to match the contour of the molar, utilizing computer simulation technology to ensure a close and precise fit with the tooth.
- The permanent laser marking offers straightforward identification, and the smooth surface with rolled edges provides maximum comfort for the patient.

## MOLAR BANDS CUSTOM KIT (SIZES FROM 28 TO 44+)

Roth RX	UPPER / LOWER (L/R)	MBT RX	UPPER / LOWER (L/R)
	CMB01		CMB02

Custom Kit, 340 PCS, Molar Bands Available Upon Request

## AVAILABLE SIZES FOR REFILL PACKAGES

28	28+	29	29+	30	30+
31	31+	32	32+	33	33+
34	34+	35	35+	36	36+
37	37+	38	38+	39	39+
40	40+	41	41+	42	42+
43	43+	44	44+		

5 PCS/PACK, please select required sizes upon ordering.

## MAXILLARY 1<sup>ST</sup> & 2<sup>ND</sup> MOLAR

TORQUE	OFFSET	RX	M/D
-14°	10°	Roth	4 mm
-14°	10°	MBT	4 mm

## MANDIBULAR 1<sup>ST</sup> & 2<sup>ND</sup> MOLAR

TORQUE	OFFSET	RX	M/D
-25°	10°	Roth	4 mm
-20°	0°	MBT	4 mm

# O-CIRCLE™ TOP OF THE LINE PRE-WELDED MOLAR BANDS

## PLAIN MOLAR BANDS

1 <sup>ST</sup> PLAIN MOLAR BANDS				
TYPE	UPPER RIGHT	UPPER LEFT	LOWER RIGHT	LOWER LEFT
<b>Roth Rx</b>	6R-PB0UR	6R-PB0UL	6R-PB0LR	6R-PB0LL
<b>MBT Rx</b>	6M-PB0UR	6M-PB0UL	6M-PB0LR	6M-PB0LL



2 <sup>ND</sup> PLAIN MOLAR BANDS				
TYPE	UPPER RIGHT	UPPER LEFT	LOWER RIGHT	LOWER LEFT
<b>Roth Rx</b>	7R-PB0UR	7R-PB0UL	7R-PB0LR	7R-PB0LL
<b>MBT Rx</b>	7M-PB0UR	7M-PB0UL	7M-PB0LR	7M-PB0LL

## SINGLE TUBE MOLAR BANDS

1 <sup>ST</sup> SINGLE TUBE MOLAR BANDS				
TYPE	UPPER RIGHT	UPPER LEFT	LOWER RIGHT	LOWER LEFT
<b>Roth Rx</b>	6R-ST0UR	6R-ST0UL	6R-ST0LR	6R-ST0LL
<b>MBT Rx</b>	6M-ST0UR	6M-ST0UL	6M-ST0LR	6M-ST0LL



2 <sup>ND</sup> SINGLE TUBE MOLAR BANDS				
TYPE	UPPER RIGHT	UPPER LEFT	LOWER RIGHT	LOWER LEFT
<b>Roth Rx</b>	7R-ST0UR	7R-ST0UL	7R-ST0LR	7R-ST0LL
<b>MBT Rx</b>	7M-ST0UR	7M-ST0UL	7M-ST0LR	7M-ST0LL

## SINGLE TUBE MOLAR BANDS WITH HOOK+ CLEAT

1 <sup>ST</sup> SINGLE TUBE MOLAR BANDS WITH HOOK+ CLEAT				
TYPE	UPPER RIGHT	UPPER LEFT	LOWER RIGHT	LOWER LEFT
<b>Roth Rx</b>	6R-STCUR	6R-STCUL	6R-STCLR	6R-STCCL
<b>MBT Rx</b>	6M-STCUR	6M-STCUL	6M-STCLR	6M-STCCL



2 <sup>ND</sup> SINGLE TUBE MOLAR BANDS WITH HOOK+ CLEAT				
TYPE	UPPER RIGHT	UPPER LEFT	LOWER RIGHT	LOWER LEFT
<b>Roth Rx</b>	7R-STCUR	7R-STCUL	7R-STCLR	7R-STCCL
<b>MBT Rx</b>	7M-STCUR	7M-STCUL	7M-STCLR	7M-STCCL

# O-CIRCLE™ TOP OF THE LINE PRE-WELDED MOLAR BANDS

## DOUBLE TUBE MOLAR BANDS

1 <sup>ST</sup> DOUBLE TUBE MOLAR BANDS				
TYPE	UPPER RIGHT	UPPER LEFT	LOWER RIGHT	LOWER LEFT
<b>ROTH RX</b>	6R-DT0UR	6R-DT0UL	6R-DT0LR	6R-DT0LL
<b>MBT RX</b>	6M-DT0UR	6M-DT0UL	6M-DT0LR	6M-DT0LL

2 <sup>ND</sup> DOUBLE TUBE MOLAR BANDS				
TYPE	UPPER RIGHT	UPPER LEFT	LOWER RIGHT	LOWER LEFT
<b>ROTH RX</b>	7R-DT0UR	7R-DT0UL	7R-DT0LR	7R-DT0LL
<b>MBT RX</b>	7M-DT0UR	7M-DT0UL	7M-DT0LR	7M-DT0LL



## DOUBLE TUBE MOLAR BANDS WITH HOOK+ CLEAT

1 <sup>ST</sup> DOUBLE TUBE MOLAR BANDS WITH HOOK+ CLEAT				
TYPE	UPPER RIGHT	UPPER LEFT	LOWER RIGHT	LOWER LEFT
<b>ROTH RX</b>	6R-DTCUR	6R-DTCUL	6R-DTCLR	6R-DTCLL
<b>MBT RX</b>	6M-DTCUR	6M-DTCUL	6M-DTCLR	6M-DTCLL

2 <sup>ND</sup> DOUBLE TUBE MOLAR BANDS WITH HOOK+ CLEAT				
TYPE	UPPER RIGHT	UPPER LEFT	LOWER RIGHT	LOWER LEFT
<b>ROTH RX</b>	7R-DTCUR	7R-DTCUL	7R-DTCLR	7R-DTCLL
<b>MBT RX</b>	7M-DTCUR	7M-DTCUL	7M-DTCLR	7M-DTCLL



## TRIPLE TUBE MOLAR BANDS:

1 <sup>ST</sup> TRIPLE TUBE MOLAR BANDS				
TYPE	UPPER RIGHT	UPPER LEFT	LOWER RIGHT	LOWER LEFT
<b>ROTH RX</b>	6R-TT0UR	6R-TT0UL	6R-TT0LR	6R-TT0LL
<b>MBT RX</b>	6M-TT0UR	6M-TT0UL	6M-TT0LR	6M-TT0LL

2 <sup>ND</sup> TRIPLE TUBE MOLAR BANDS				
TYPE	UPPER RIGHT	UPPER LEFT	LOWER RIGHT	LOWER LEFT
<b>ROTH RX</b>	7R-TT0UR	7R-TT0UL	7R-TT0LR	7R-TT0LL
<b>MBT RX</b>	7M-TT0UR	7M-TT0UL	7M-TT0LR	7M-TT0LL



## TRIPLE TUBE MOLAR BANDS WITH HOOK+ CLEAT:

1 <sup>ST</sup> TRIPLE TUBE MOLAR BANDS WITH HOOK+ CLEAT				
TYPE	UPPER RIGHT	UPPER LEFT	LOWER RIGHT	LOWER LEFT
<b>ROTH RX</b>	6R-TTCUR	6R-TTCUL	6R-TTCLR	6R-TTCLL
<b>MBT RX</b>	6M-TTCUR	6M-TTCUL	6M-TTCLR	6M-TTCLL

2 <sup>ND</sup> TRIPLE TUBE MOLAR BANDS WITH HOOK+ CLEAT				
TYPE	UPPER RIGHT	UPPER LEFT	LOWER RIGHT	LOWER LEFT
<b>ROTH Rx</b>	7R-TTCUR	7R-TTCUL	7R-TTCLR	7R-TTCLL
<b>MBT Rx</b>	7M-TTCUR	7M-TTCUL	7M-TTCLR	7M-TTCLL





# 4&5 PRE-MOLAR BANDS WITH BRACKET & HOOK, WITH SMALL CLEAT

PRE-MORAL BANDS WITH BRACKET & HOOK AND SMALL CLEAT..

O-CIRCLE™ BICUSPID MOLAR BANDS				
TYPE	UPPER RIGHT	UPPER LEFT	LOWER RIGHT	LOWER LEFT
<b>0.022 Roth</b>	45UR-R01	45UL-R01	45LR-R01	45LL-R01
<b>0.022 MBT</b>	45UR-M01	45UL-M01	45LR-M01	45LL-M01



5 PCS/PACK (any size refill from 1-15)

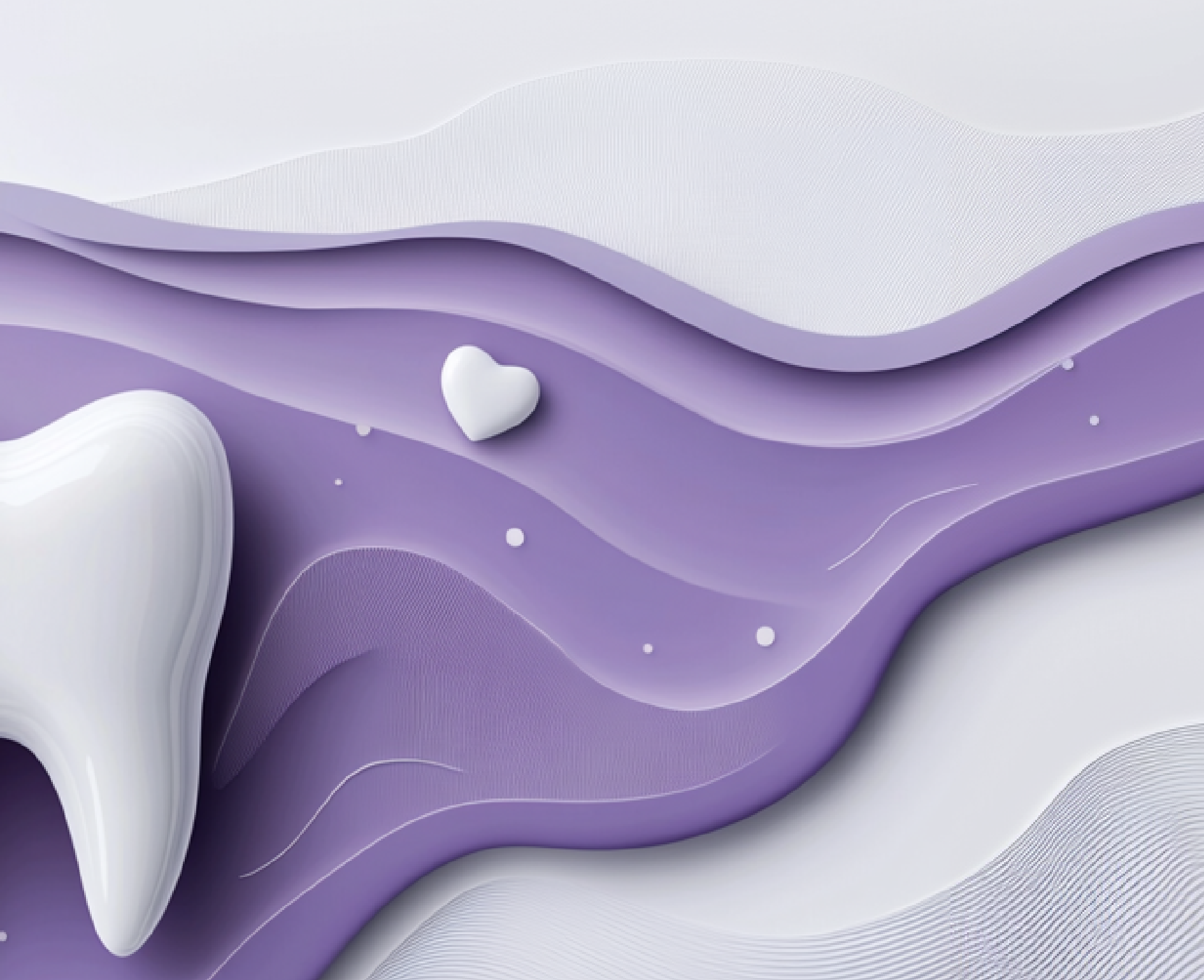
MAXILLARY			
TORQUE	OFFSET	RX	M/D
-14°	10°	ROTH	4 mm
-14°	10°	MBT	4 mm

MANDIBULAR			
TORQUE	OFFSET	RX	M/D
-25°	10°	ROTH	4 mm
-20°	0°	MBT	4 mm



# ARCHWIRES

- NITI ARCHWIRES
- COATED NITI ARCHWIRES
- COPPER NITI ARCHWIRES
- THERMAL (HEAT ACTIVATED) NITI ARCHWIRES
- REVERSE CURVE ARCHWIRES
- BETA TITANIUM TMA ARCHWIRES
- STAINLESS STEEL ARCHWIRES
- COATED STAINLESS STEEL ARCHWIRES
- NITI OPEN COIL SPRINGS
- CLOSED COIL SPRINGS



- MULTI-STRAND WIRES (3 TWISTED)
- LIGATURE WIRES
- KOBAYASHI WIRES

# CORD™ ORTHODONTIC ARCHWIRES

---

## PRECISION ENGINEERED FOR OPTIMAL RESULTS

AAO's Cord™ line offers a comprehensive range of precision-engineered orthodontic wires and auxiliaries designed to deliver exceptional performance and reliable treatment outcomes. Each product in our portfolio combines advanced materials science with meticulous manufacturing processes to ensure consistent quality and optimal clinical results.

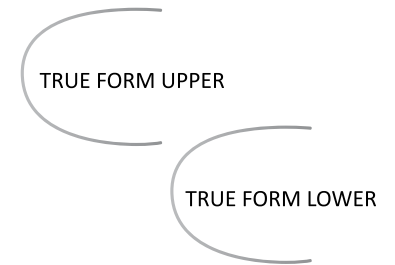
- **OUR COMPLETE RANGE INCLUDES:** Stainless Steel Archwires: Available in both standard and coated versions, these wires offer superior strength and durability. The coated variant features a smooth surface that reduces friction and enhances patient comfort while maintaining excellent control over tooth movement.
- **NITI ARCHWIRES:** Engineered with exceptional shape memory properties, these archwires provide consistent force delivery and superior flexibility, making them ideal for initial alignment stages and complex tooth movements.
- **BETA TITANIUM TMA ARCHWIRES:** Combining optimal strength with excellent formability, these high-performance wires offer enhanced control and precision for detailed finishing stages of treatment.
- **NICKEL TITANIUM SPRINGS:** Open Coil: Specifically designed for creating space and addressing crowding issues
- **CLOSED COIL SPRING:** Ideal for space closure and maintenance during treatment Both varieties deliver consistent force application and superior elasticity for efficient tooth movement.
- **AUXILIARY WIRES: LIGATURE WIRES:** Medical-grade stainless steel wires ensuring secure archwire engagement
- **KOBAYASHI WIRES:** Specialized ligature wires with integrated hooks for elastic attachment
- **MULTI-STRAND WIRES:** Three-twisted design offering enhanced flexibility and gentle forces Each Cord™ product is available in a comprehensive range of sizes and configurations to accommodate various clinical needs and treatment protocols. Our commitment to quality ensures that every wire delivers reliable performance, optimal force delivery, and enhanced patient comfort throughout the treatment journey.

# CORD™ NITI ARCHWIRES

## SUPER ELASTIC NITI ARCHWIRES (10 PCS/PACK)

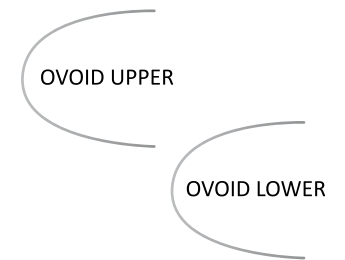
### TRUE FORM

SIZE	UPPER	LOWER	SIZE	UPPER	LOWER
0.012	NT-TFU12	NT-TFL12	0.016×0.025	NT-TFU1625	NT-TFL1625
0.014	NT-TFU14	NT-TFL14	0.017×0.022	NT-TFU1722	NT-TFL1722
0.016	NT-TFU16	NT-TFL16	0.017×0.025	NT-TFU1725	NT-TFL1725
0.018	NT-TFU18	NT-TFL18	0.018×0.022	NT-TFU1822	NT-TFL1822
0.020	NT-TFU20	NT-TFL20	0.018×0.025	NT-TFU1825	NT-TFL1825
0.016×0.016	NT-TFU1616	NT-TFL1616	0.019×0.025	NT-TFU1925	NT-TFL1925
0.016×0.022	NT-TFU1622	NT-TFL1622	0.020×0.020	NT-TFU2020	NT-TFL2020



### OVOID

SIZE	UPPER	LOWER	SIZE	UPPER	LOWER
0.012	NT-ODU12	NT-ODL12	0.016×0.025	NT-ODU1625	NT-ODL1625
0.014	NT-ODU14	NT-ODL14	0.017×0.022	NT-ODU1722	NT-ODL1722
0.016	NT-ODU16	NT-ODL16	0.017×0.025	NT-ODU1725	NT-ODL1725
0.018	NT-ODU18	NT-ODL18	0.018×0.022	NT-ODU1822	NT-ODL1822
0.020	NT-ODU20	NT-ODL20	0.018×0.025	NT-ODU1825	NT-ODL1825
0.016×0.016	NT-ODU1616	NT-ODL1616	0.019×0.025	NT-ODU1925	NT-ODL1925
0.016×0.022	NT-ODU1622	NT-ODL1622	0.020×0.020	NT-ODU2020	NT-ODL2020



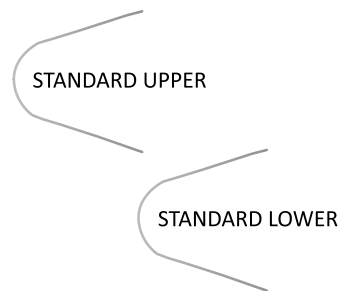


# CORD™ NITI ARCHWIRES

## SUPER ELASTIC NITI ARCHWIRES (10 PCS/PACK)


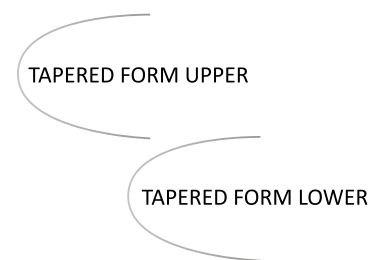
### STANDARD

SIZE	UPPER	LOWER	SIZE	UPPER	LOWER
<b>0.012</b>	NT-STU12	NT-STL12	<b>0.016×0.025</b>	NT-STU1625	NT-STL1625
<b>0.014</b>	NT-STU14	NT-STL14	<b>0.017×0.022</b>	NT-STU1722	NT-STL1722
<b>0.016</b>	NT-STU16	NT-STL16	<b>0.017×0.025</b>	NT-STU1725	NT-STL1725
<b>0.018</b>	NT-STU18	NT-STL18	<b>0.018×0.022</b>	NT-STU1822	NT-STL1822
<b>0.020</b>	NT-STU20	NT-STL20	<b>0.018×0.025</b>	NT-STU1825	NT-STL1825
<b>0.016×0.016</b>	NT-STU1616	NT-STL1616	<b>0.019×0.025</b>	NT-STU1925	NT-STL1925
<b>0.016×0.022</b>	NT-STU1622	NT-STL1622	<b>0.020×0.020</b>	NT-STU2020	NT-STL2020



### TAPERED

SIZE	UPPER	LOWER	SIZE	UPPER	LOWER
<b>0.012</b>	NT-TPU12	NT-TPL12	<b>0.016×0.025</b>	NT-TPU1625	NT-TPL1625
<b>0.014</b>	NT-TPU14	NT-TPL14	<b>0.017×0.022</b>	NT-TPU1722	NT-TPL1722
<b>0.016</b>	NT-TPU16	NT-TPL16	<b>0.017×0.025</b>	NT-TPU1725	NT-TPL1725
<b>0.018</b>	NT-TPU18	NT-TPL18	<b>0.018×0.022</b>	NT-TPU1822	NT-TPL1822
<b>0.020</b>	NT-TPU20	NT-TPL20	<b>0.018×0.025</b>	NT-TPU1825	NT-TPL1825
<b>0.016×0.016</b>	NT-TPU1616	NT-TPL1616	<b>0.019×0.025</b>	NT-TPU1925	NT-TPL1925
<b>0.016×0.022</b>	NT-TPU1622	NT-TPL1622	<b>0.020×0.020</b>	NT-TPU2020	NT-TPL2020

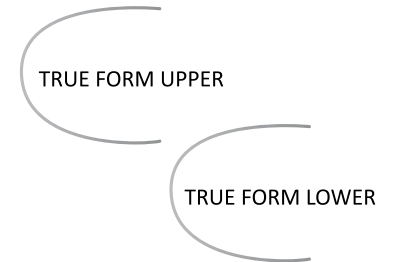


# CORD™ NITI ARCHWIRES

## COATED NITI ARCHWIRES (1 PC/PACK)

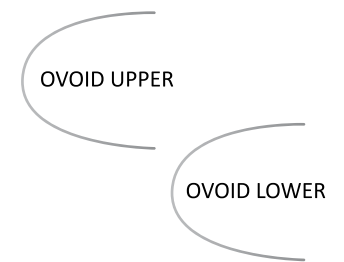
### TRUE FORM

SIZE	UPPER	LOWER	SIZE	UPPER	LOWER
<b>0.012</b>	CN-TFU12	CN-TFL12	<b>0.016×0.025</b>	CN-TFU1625	CN-TFL1625
<b>0.014</b>	CN-TFU14	CN-TFL14	<b>0.017×0.022</b>	CN-TFU1722	CN-TFL1722
<b>0.016</b>	CN-TFU16	CN-TFL16	<b>0.017×0.025</b>	CN-TFU1725	CN-TFL1725
<b>0.018</b>	CN-TFU18	CN-TFL18	<b>0.018×0.022</b>	CN-TFU1822	CN-TFL1822
<b>0.020</b>	CN-TFU20	CN-TFL20	<b>0.018×0.025</b>	CN-TFU1825	CN-TFL1825
<b>0.016×0.016</b>	CN-TFU1616	CN-TFL1616	<b>0.019×0.025</b>	CN-TFU1925	CN-TFL1925
<b>0.016×0.022</b>	CN-TFU1622	CN-TFL1622	<b>0.020×0.020</b>	CN-TFU2020	CN-TFL2020



### OVOID

SIZE	UPPER	LOWER	SIZE	UPPER	LOWER
<b>0.012</b>	CN-ODU12	CN-ODL12	<b>0.016×0.025</b>	CN-ODU1625	CN-ODL1625
<b>0.014</b>	CN-ODU14	CN-ODL14	<b>0.017×0.022</b>	CN-ODU1722	CN-ODL1722
<b>0.016</b>	CN-ODU16	CN-ODL16	<b>0.017×0.025</b>	CN-ODU1725	CN-ODL1725
<b>0.018</b>	CN-ODU18	CN-ODL18	<b>0.018×0.022</b>	CN-ODU1822	CN-ODL1822
<b>0.020</b>	CN-ODU20	CN-ODL20	<b>0.018×0.025</b>	CN-ODU1825	CN-ODL1825
<b>0.016×0.016</b>	CN-ODU1616	CN-ODL1616	<b>0.019×0.025</b>	CN-ODU1925	CN-ODL1925
<b>0.016×0.022</b>	CN-ODU1622	CN-ODL1622	<b>0.020×0.020</b>	CN-ODU2020	CN-ODL2020

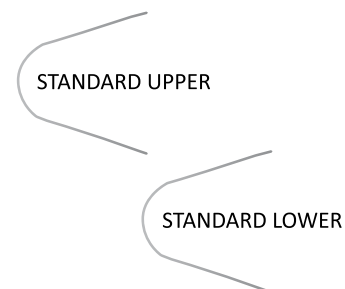


# CORD™ NITI ARCHWIRES

## COATED NITI ARCHWIRES (1 PC/PACK)

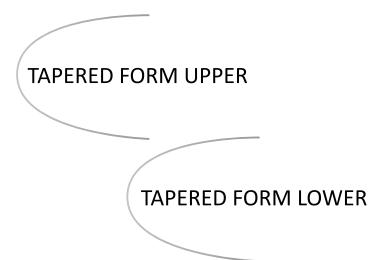
### STANDARD

SIZE	UPPER	LOWER	SIZE	UPPER	LOWER
<b>0.012</b>	CN-STU12	CN-STL12	<b>0.016×0.025</b>	CN-STU1625	CN-STL1625
<b>0.014</b>	CN-STU14	CN-STL14	<b>0.017×0.022</b>	CN-STU1722	CN-STL1722
<b>0.016</b>	CN-STU16	CN-STL16	<b>0.017×0.025</b>	CN-STU1725	CN-STL1725
<b>0.018</b>	CN-STU18	CN-STL18	<b>0.018×0.022</b>	CN-STU1822	CN-STL1822
<b>0.020</b>	CN-STU20	CN-STL20	<b>0.018×0.025</b>	CN-STU1825	CN-STL1825
<b>0.016×0.016</b>	CN-STU1616	CN-STL1616	<b>0.019×0.025</b>	CN-STU1925	CN-STL1925
<b>0.016×0.022</b>	CN-STU1622	CN-STL1622	<b>0.020×0.020</b>	CN-STU2020	CN-STL2020



### TAPERED

SIZE	UPPER	LOWER	SIZE	UPPER	LOWER
<b>0.012</b>	CN-TPU12	CN-TPL12	<b>0.016×0.025</b>	CN-TPU1625	CN-TPL1625
<b>0.014</b>	CN-TPU14	CN-TPL14	<b>0.017×0.022</b>	CN-TPU1722	CN-TPL1722
<b>0.016</b>	CN-TPU16	CN-TPL16	<b>0.017×0.025</b>	CN-TPU1725	CN-TPL1725
<b>0.018</b>	CN-TPU18	CN-TPL18	<b>0.018×0.022</b>	CN-TPU1822	CN-TPL1822
<b>0.020</b>	CN-TPU20	CN-TPL20	<b>0.018×0.025</b>	CN-TPU1825	CN-TPL1825
<b>0.016×0.016</b>	CN-TPU1616	CN-TPL1616	<b>0.019×0.025</b>	CN-TPU1925	CN-TPL1925
<b>0.016×0.022</b>	CN-TPU1622	CN-TPL1622	<b>0.020×0.020</b>	CN-TPU2020	CN-TPL2020

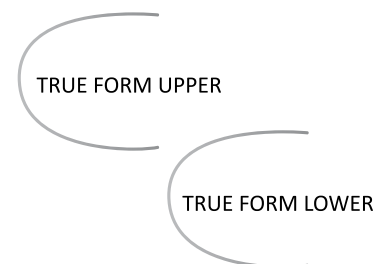


# CORD™ NITI ARCHWIRES

## COPPER NITI ARCHWIRES (5 PCS/PACK)

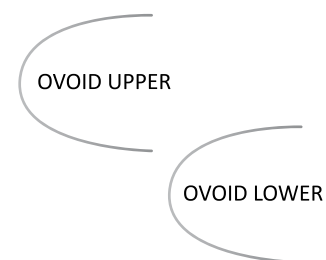
### TRUE FORM

SIZE	UPPER	LOWER	SIZE	UPPER	LOWER
<b>0.012</b>	CP-TFU12	CP-TFL12	<b>0.016×0.022</b>	CP-TFU1622	CP-TFL1622
<b>0.013</b>	CP-TFU13	CP-TFL13	<b>0.016×0.025</b>	CP-TFU1625	CP-TFL1625
<b>0.014</b>	CP-TFU14	CP-TFL14	<b>0.017×0.025</b>	CP-TFU1725	CP-TFL1725
<b>0.016</b>	CP-TFU16	CP-TFL16	<b>0.018×0.025</b>	CP-TFU1825	CP-TFL1825
<b>0.018</b>	CP-TFU18	CP-TFL18	<b>0.019×0.025</b>	CP-TFU1925	CP-TFL1925
<b>0.014×0.025</b>	CP-TFU1425	CP-TFL1425			



### OVOID

SIZE	UPPER	LOWER	SIZE	UPPER	LOWER
<b>0.012</b>	CP-ODU12	CP-ODL12	<b>0.016×0.022</b>	CP-ODU1622	CP-ODL1622
<b>0.013</b>	CP-ODU13	CP-ODL13	<b>0.016×0.025</b>	CP-ODU1625	CP-ODL1625
<b>0.014</b>	CP-ODU14	CP-ODL14	<b>0.017×0.025</b>	CP-ODU1725	CP-ODL1725
<b>0.016</b>	CP-ODU16	CP-ODL16	<b>0.018×0.025</b>	CP-ODU1825	CP-ODL1825
<b>0.018</b>	CP-ODU18	CP-ODL18	<b>0.019×0.025</b>	CP-ODU1925	CP-ODL1925
<b>0.014×0.025</b>	CP-ODU1425	CP-ODL1425			

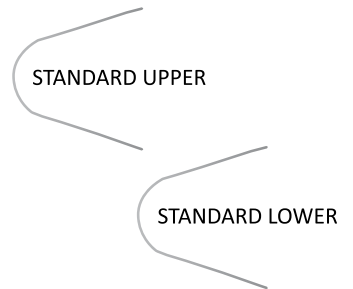


# CORD™ NITI ARCHWIRES

## COPPER NITI ARCHWIRES (5 PCS/PACK)

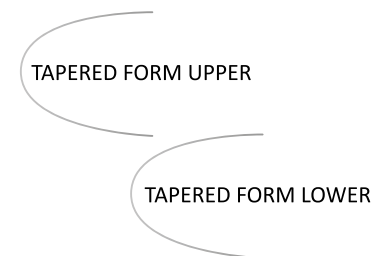
### STANDARD

SIZE	UPPER	LOWER	SIZE	UPPER	LOWER
<b>0.012</b>	CP-STU12	CP-STL12	<b>0.016×0.022</b>	CP-STU1622	CP-STL1622
<b>0.013</b>	CP-STU13	CP-STL13	<b>0.016×0.025</b>	CP-STU1625	CP-STL1625
<b>0.014</b>	CP-STU14	CP-STL14	<b>0.017×0.025</b>	CP-STU1725	CP-STL1725
<b>0.016</b>	CP-STU16	CP-STL16	<b>0.018×0.025</b>	CP-STU1825	CP-STL1825
<b>0.018</b>	CP-STU18	CP-STL18	<b>0.019×0.025</b>	CP-STU1925	CP-STL1925
<b>0.014×0.025</b>	CP-ODU1425	CP-STL1425			



### TAPERED

SIZE	UPPER	LOWER	SIZE	UPPER	LOWER
<b>0.012</b>	CP-TPU12	CP-TPL12	<b>0.016×0.022</b>	CP-TPU1622	CP-TPL1622
<b>0.013</b>	CP-TPU13	CP-TPL13	<b>0.016×0.025</b>	CP-TPU1625	CP-TPL1625
<b>0.014</b>	CP-TPU14	CP-TPL14	<b>0.017×0.025</b>	CP-TPU1725	CP-TPL1725
<b>0.016</b>	CP-TPU16	CP-TPL16	<b>0.018×0.025</b>	CP-TPU1825	CP-TPL1825
<b>0.018</b>	CP-TPU18	CP-TPL18	<b>0.019×0.025</b>	CP-TPU1925	CP-TPL1925
<b>0.014×0.025</b>	CP-TPU1425	CP-TPL1425			



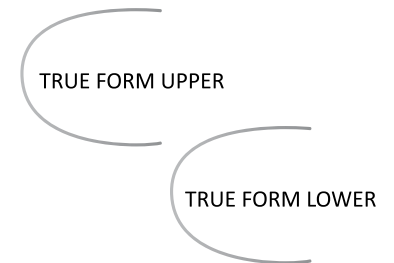


# CORD™ NITI ARCHWIRES

## THERMAL (HEAT ACTIVATED) NITI ARCHWIRES (5 PCS/PACK)

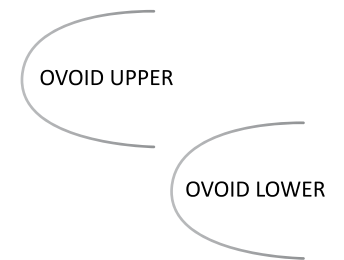
### TRUE FORM

SIZE	UPPER	LOWER	SIZE	UPPER	LOWER
<b>0.012</b>	TA-TFU12	TA-TFL12	<b>0.016×0.025</b>	TA-TFU1625	TA-TFL1625
<b>0.014</b>	TA-TFU14	TA-TFL14	<b>0.017×0.022</b>	TA-TFU1722	TA-TFL1722
<b>0.016</b>	TA-TFU16	TA-TFL16	<b>0.017×0.025</b>	TA-TFU1725	TA-TFL1725
<b>0.018</b>	TA-TFU18	TA-TFL18	<b>0.018×0.022</b>	TA-TFU1822	TA-TFL1822
<b>0.020</b>	TA-TFU20	TA-TFL20	<b>0.018×0.025</b>	TA-TFU1825	TA-TFL1825
<b>0.014×0.025</b>	TA-TFU1425	TA-TFL1425	<b>0.019×0.025</b>	TA-TFU1925	TA-TFL1925
<b>0.016×0.016</b>	TA-TFU1616	TA-TFL1616	<b>0.020×0.020</b>	TA-TFU2020	TA-TFL2020
<b>0.016×0.022</b>	TA-TFU1622	TA-TFL1622	<b>0.021×0.025</b>	TA-TFU2125	TA-TFL2125



### OVOID

SIZE	UPPER	LOWER	SIZE	UPPER	LOWER
<b>0.012</b>	TA-ODU12	TA-ODL12	<b>0.016×0.025</b>	TA-ODU1625	TA-ODL1625
<b>0.014</b>	TA-ODU14	TA-ODL14	<b>0.017×0.022</b>	TA-ODU1722	TA-ODL1722
<b>0.016</b>	TA-ODU16	TA-ODL16	<b>0.017×0.025</b>	TA-ODU1725	TA-ODL1725
<b>0.018</b>	TA-ODU18	TA-ODL18	<b>0.018×0.022</b>	TA-ODU1822	TA-ODL1822
<b>0.020</b>	TA-ODU20	TA-ODL20	<b>0.018×0.025</b>	TA-ODU1825	TA-ODL1825
<b>0.014×0.025</b>	TA-ODU1425	TA-ODL1425	<b>0.019×0.025</b>	TA-ODU1925	TA-ODL1925
<b>0.016×0.016</b>	TA-ODU1616	TA-ODL1616	<b>0.020×0.020</b>	TA-ODU2020	TA-ODL2020
<b>0.016×0.022</b>	TA-ODU1622	TA-ODL1622	<b>0.021×0.025</b>	TA-ODU2125	TA-ODL2125

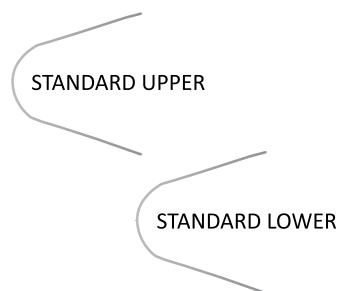


# CORD™ NITI ARCHWIRES

## THERMAL (HEAT ACTIVATED) NITI ARCHWIRES (5 PCS/PACK)

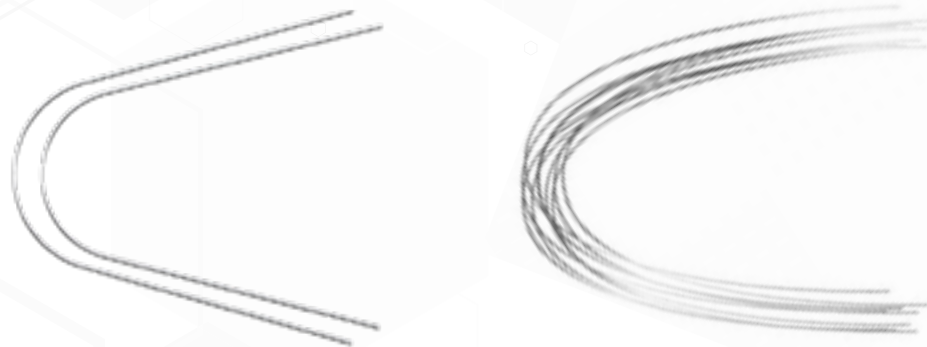
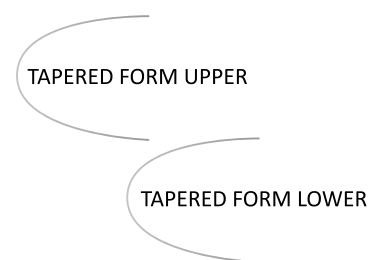
### STANDARD

SIZE	UPPER	LOWER	SIZE	UPPER	LOWER
<b>0.012</b>	TA-STU12	TA-STL12	<b>0.016×0.025</b>	TA-STU1625	TA-STL1625
<b>0.014</b>	TA-STU14	TA-STL14	<b>0.017×0.022</b>	TA-STU1722	TA-STL1722
<b>0.016</b>	TA-STU16	TA-STL16	<b>0.017×0.025</b>	TA-STU1725	TA-STL1725
<b>0.018</b>	TA-STU18	TA-STL18	<b>0.018×0.022</b>	TA-STU1822	TA-STL1822
<b>0.020</b>	TA-STU20	TA-STL20	<b>0.018×0.025</b>	TA-STU1825	TA-STL1825
<b>0.014×0.025</b>	TA-STU1425	TA-STL1425	<b>0.019×0.025</b>	TA-STU1925	TA-STL1925
<b>0.016×0.016</b>	TA-STU1616	TA-STL1616	<b>0.020×0.020</b>	TA-STU2020	TA-STL2020
<b>0.016×0.022</b>	TA-STU1622	TA-STL1622	<b>0.021×0.025</b>	TA-STU2125	TA-STL2125



### TAPERED

SIZE	UPPER	LOWER	SIZE	UPPER	LOWER
<b>0.012</b>	TA-TPU12	TA-TPL12	<b>0.016×0.025</b>	TA-TPU1625	TA-TPL1625
<b>0.014</b>	TA-TPU14	TA-TPL14	<b>0.017×0.022</b>	TA-TPU1722	TA-TPL1722
<b>0.016</b>	TA-TPU16	TA-TPL16	<b>0.017×0.025</b>	TA-TPU1725	TA-TPL1725
<b>0.018</b>	TA-TPU18	TA-TPL18	<b>0.018×0.022</b>	TA-TPU1822	TA-TPL1822
<b>0.020</b>	TA-TPU20	TA-TPL20	<b>0.018×0.025</b>	TA-TPU1825	TA-TPL1825
<b>0.014×0.025</b>	TA-TPU1425	TA-TPL1425	<b>0.019×0.025</b>	TA-TPU1925	TA-TPL1925
<b>0.016×0.016</b>	TA-TPU1616	TA-TPL1616	<b>0.020×0.020</b>	TA-TPU2020	TA-TPL2020
<b>0.016×0.022</b>	TA-TPU1622	TA-TPL1622	<b>0.021×0.025</b>	TA-TPU2125	TA-TPL2125

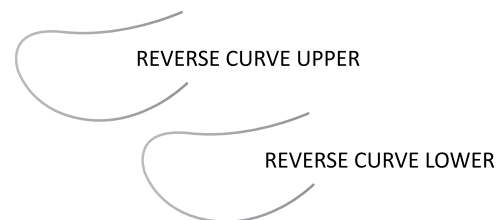


# CORD™ NITI ARCHWIRES

## REVERSE CURVE ARCHWIRES (5 PCS/PACK)

### REVERSE CURVE

SIZE	UPPER	LOWER	SIZE	UPPER	LOWER
<b>0.012</b>	NT-RCU12	NT-RCL12	<b>0.016×0.025</b>	NT-RCU1625	NT-RCL1625
<b>0.014</b>	NT-RCU14	NT-RCL14	<b>0.017×0.022</b>	NT-RCU1722	NT-RCL1722
<b>0.016</b>	NT-RCU16	NT-RCL16	<b>0.017×0.025</b>	NT-RCU1725	NT-RCL1725
<b>0.018</b>	NT-RCU18	NT-RCL18	<b>0.018×0.022</b>	NT-RCU1822	NT-RCL1822
<b>0.020</b>	NT-RCU20	NT-RCL20	<b>0.018×0.025</b>	NT-RCU1825	NT-RCL1825
<b>0.014×0.025</b>	NT-RCU1425	NT-RCL1425	<b>0.019×0.025</b>	NT-RCU1925	NT-RCL1925
<b>0.016×0.016</b>	NT-RCU1616	NT-RCL1616	<b>0.020×0.020</b>	NT-RCU2020	NT-RCL2020
<b>0.016×0.022</b>	NT-RCU1622	NT-RCL1622	<b>0.021×0.025</b>	NT-RCU2125	NT-RCL2125



# CORD™ NICKEL TITANIUM OPEN COIL SPRINGS

NITI OPEN COIL SPRINGS ARE OFTEN USED TO CREATE SPACE BETWEEN TEETH THAT ARE TOO CROWDED.

## BENEFITS:

### SPACE CREATION:

- Open coil springs exert gentle, continuous force to push adjacent teeth apart, creating space for proper alignment or the placement of other orthodontic components.

### EFFICIENT TOOTH MOVEMENT:

- They allow for more precise and controlled movement of teeth, improving the overall efficiency of the orthodontic treatment.

### VERSATILITY:

- Open coil springs can be used in various parts of the mouth, adapting to different treatment needs, such as spacing out molars, canines, or incisors.

### IMPROVED COMFORT:

- While providing necessary force, they are designed to minimize discomfort for the patient compared to more aggressive methods of tooth movement.

### REDUCED TREATMENT TIME:

- By efficiently creating space early on in treatment, they can help reduce overall treatment time, making the process faster and more predictable.
- These springs play an important role in resolving crowding issues, particularly in cases where teeth are blocked or trapped.



SIZE	LENGTH	FORCE	ORDER NUMBER
<b>0.030" *0.010"</b>	915MM	LIGHT	COS-10
<b>0.030" *0.012"</b>	915MM	MEDIUM	COS-12
<b>0.030" *0.014"</b>	915MM	HEAVY	COS-14

2 PCS/PACK

# CORD™ NICKEL TITANIUM CLOSED COIL SPRINGS

NITI CLOSED COIL SPRINGS ARE OFTEN USED TO BRING TEETH TOGETHER OR MAINTAIN SPACE IN THE TREATMENTS

## BENEFITS:

### CONSTANT FORCE OVER TIME:

- NiTi closed coil springs provide a consistent and continuous force, which helps maintain or close spaces between teeth without needing frequent adjustments, making them highly efficient in tooth movement.

### SUPERELASTICITY:

- Due to the unique properties of nickel-titanium, these springs can stretch and return to their original shape, even after significant deformation, offering more predictable and controlled tooth movement.

### CORROSION RESISTANCE:

- Nickel-titanium is highly resistant to corrosion, which is beneficial in the moist oral environment, ensuring long-lasting performance throughout treatment.

### REDUCED PATIENT DISCOMFORT:

- The gradual, continuous force applied by NiTi closed coil springs minimizes discomfort compared to other methods that require higher forces or more frequent adjustments.

### SPACE MAINTENANCE OR CLOSURE:

- They are ideal for closing gaps between teeth or maintaining space for unerupted or impacted teeth, ensuring the treatment plan progresses smoothly.



Advanced Type



Standard Type

LENGTH	FORCE	STANDARD TYPE	ADVANCED TYPE
6mm (150gm)	Light	CLS-06	CLA-06
9mm (150gm)		CLS-09	CLA-09
12mm (150gm)		CLS-12	CLA-12
6mm (150gm)	Medium	CMS-06	CMA-06
9mm (150gm)		CMS-09	CMA-09
12mm (150gm)		CMS-12	CMA-12
6mm (150gm)	Heavy	CHS-06	CHA-06
9mm (150gm)		CHS-09	CHA-09
12mm (150gm)		CHS-12	CHA-12

10 PCS/BOX

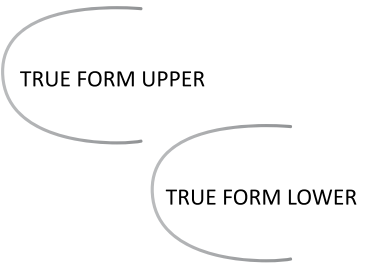


# CORD™ BETA TITANIUM TMA ARCHWIRES

## BETA TITANIUM ARCHWIRES (5 PCS/PACK)

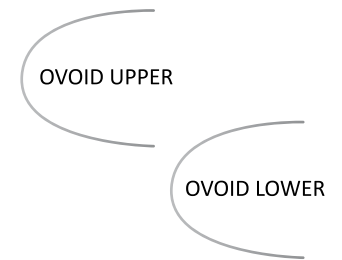
### TRUE FORM

SIZE	UPPER	LOWER	SIZE	UPPER	LOWER
<b>0.012</b>	BT-TFU12	BT-TFL12	<b>0.016×0.025</b>	BT-TFU1625	BT-TFL1625
<b>0.014</b>	BT-TFU14	BT-TFL14	<b>0.017×0.022</b>	BT-TFU1722	BT-TFL1722
<b>0.016</b>	BT-TFU16	BT-TFL16	<b>0.017×0.025</b>	BT-TFU1725	BT-TFL1725
<b>0.018</b>	BT-TFU18	BT-TFL18	<b>0.018×0.022</b>	BT-TFU1822	BT-TFL1822
<b>0.020</b>	BT-TFU20	BT-TFL20	<b>0.018×0.025</b>	BT-TFU1825	BT-TFL1825
<b>0.014×0.025</b>	BT-TFU1425	BT-TFL1425	<b>0.019×0.025</b>	BT-TFU1925	BT-TFL1925
<b>0.016×0.016</b>	BT-TFU1616	BT-TFL1616	<b>0.020×0.020</b>	BT-TFU2020	BT-TFL2020
<b>0.016×0.022</b>	BT-TFU1622	BT-TFL1622	<b>0.021×0.025</b>	BT-TFU2125	BT-TFL2125



### OVOID

SIZE	UPPER	LOWER	SIZE	UPPER	LOWER
<b>0.012</b>	BT-ODU12	BT-ODL12	<b>0.016×0.025</b>	BT-ODU1625	BT-ODL1625
<b>0.014</b>	BT-ODU14	BT-ODL14	<b>0.017×0.022</b>	BT-ODU1722	BT-ODL1722
<b>0.016</b>	BT-ODU16	BT-ODL16	<b>0.017×0.025</b>	BT-ODU1725	BT-ODL1725
<b>0.018</b>	BT-ODU18	BT-ODL18	<b>0.018×0.022</b>	BT-ODU1822	BT-ODL1822
<b>0.020</b>	BT-ODU20	BT-ODL20	<b>0.018×0.025</b>	BT-ODU1825	BT-ODL1825
<b>0.014×0.025</b>	BT-ODU1425	BT-ODL1425	<b>0.019×0.025</b>	BT-ODU1925	BT-ODL1925
<b>0.016×0.016</b>	BT-ODU1616	BT-ODL1616	<b>0.020×0.020</b>	BT-ODU2020	BT-ODL2020
<b>0.016×0.022</b>	BT-ODU1622	BT-ODL1622	<b>0.021×0.025</b>	BT-ODU2125	BT-ODL2125

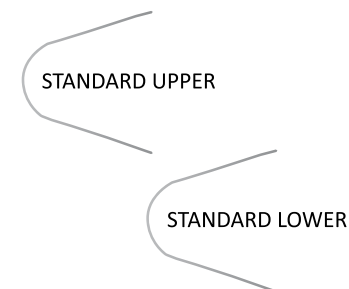


# CORD™ BETA TITANIUM TMA ARCHWIRES

## BETA TITANIUM ARCHWIRES (5 PCS/PACK)

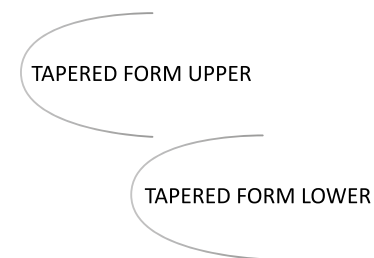
### STANDARD

SIZE	UPPER	LOWER	SIZE	UPPER	LOWER
<b>0.012</b>	BT-STU12	BT-STL12	<b>0.016×0.025</b>	BT-STU1625	BT-STL1625
<b>0.014</b>	BT-STU14	BT-STL14	<b>0.017×0.022</b>	BT-STU1722	BT-STL1722
<b>0.016</b>	BT-STU16	BT-STL16	<b>0.017×0.025</b>	BT-STU1725	BT-STL1725
<b>0.018</b>	BT-STU18	BT-STL18	<b>0.018×0.022</b>	BT-STU1822	BT-STL1822
<b>0.020</b>	BT-STU20	BT-STL20	<b>0.018×0.025</b>	BT-STU1825	BT-STL1825
<b>0.014×0.025</b>	BT-STU1425	BT-STL1425	<b>0.019×0.025</b>	BT-STU1925	BT-STL1925
<b>0.016×0.016</b>	BT-STU1616	BT-STL1616	<b>0.020×0.020</b>	BT-STU2020	BT-STL2020
<b>0.016×0.022</b>	BT-STU1622	BT-STL1622	<b>0.021×0.025</b>	BT-STU2125	BT-STL2125



### TAPERED

SIZE	UPPER	LOWER	SIZE	UPPER	LOWER
<b>0.012</b>	BT-TPU12	BT-TPL12	<b>0.016×0.025</b>	BT-TPU1625	BT-TPL1625
<b>0.014</b>	BT-TPU14	BT-TPL14	<b>0.017×0.022</b>	BT-TPU1722	BT-TPL1722
<b>0.016</b>	BT-TPU16	BT-TPL16	<b>0.017×0.025</b>	BT-TPU1725	BT-TPL1725
<b>0.018</b>	BT-TPU18	BT-TPL18	<b>0.018×0.022</b>	BT-TPU1822	BT-TPL1822
<b>0.020</b>	BT-TPU20	BT-TPL20	<b>0.018×0.025</b>	BT-TPU1825	BT-TPL1825
<b>0.014×0.025</b>	BT-TPU1425	BT-TPL1425	<b>0.019×0.025</b>	BT-TPU1925	BT-TPL1925
<b>0.016×0.016</b>	BT-TPU1616	BT-TPL1616	<b>0.020×0.020</b>	BT-TPU2020	BT-TPL2020
<b>0.016×0.022</b>	BT-TPU1622	BT-TPL1622	<b>0.021×0.025</b>	BT-TPU2125	BT-TPL2125

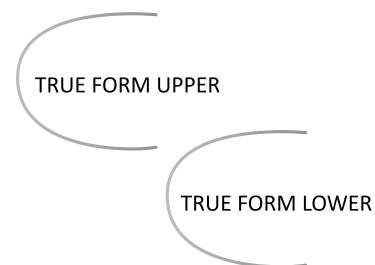


# CORD™ STAINLESS STEEL ARCHWIRES

## STAINLESS STEEL ARCHWIRES (10 PCS/PACK)

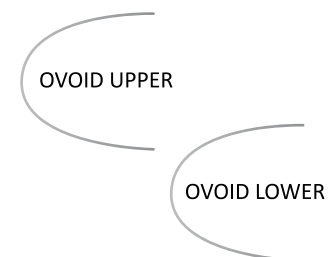
### TRUE FORM

SIZE	UPPER	LOWER	SIZE	UPPER	LOWER
<b>0.012</b>	SS-TFU12	SS-TFL12	<b>0.016×0.025</b>	SS-TFU1625	SS-TFL1625
<b>0.014</b>	SS-TFU14	SS-TFL14	<b>0.017×0.022</b>	SS-TFU1722	SS-TFL1722
<b>0.016</b>	SS-TFU16	SS-TFL16	<b>0.017×0.025</b>	SS-TFU1725	SS-TFL1725
<b>0.018</b>	SS-TFU18	SS-TFL18	<b>0.018×0.022</b>	SS-TFU1822	SS-TFL1822
<b>0.020</b>	SS-TFU20	SS-TFL20	<b>0.018×0.025</b>	SS-TFU1825	SS-TFL1825
<b>0.016×0.016</b>	SS-TFU1616	SS-TFL1616	<b>0.019×0.025</b>	SS-TFU1925	SS-TFL1925
<b>0.016×0.022</b>	SS-TFU1622	SS-TFL1622	<b>0.020×0.020</b>	SS-TFU2020	SS-TFL2020



### OVOID

SIZE	UPPER	LOWER	SIZE	UPPER	LOWER
<b>0.012</b>	SS-ODU12	SS-ODL12	<b>0.016×0.025</b>	SS-ODU1625	SS-ODL1625
<b>0.014</b>	SS-ODU14	SS-ODL14	<b>0.017×0.022</b>	SS-ODU1722	SS-ODL1722
<b>0.016</b>	SS-ODU16	SS-ODL16	<b>0.017×0.025</b>	SS-ODU1725	SS-ODL1725
<b>0.018</b>	SS-ODU18	SS-ODL18	<b>0.018×0.022</b>	SS-ODU1822	SS-ODL1822
<b>0.020</b>	SS-ODU20	SS-ODL20	<b>0.018×0.025</b>	SS-ODU1825	SS-ODL1825
<b>0.016×0.016</b>	SS-ODU1616	SS-ODL1616	<b>0.019×0.025</b>	SS-ODU1925	SS-ODL1925
<b>0.016×0.022</b>	SS-ODU1622	SS-ODL1622	<b>0.020×0.020</b>	SS-ODU2020	SS-ODL2020

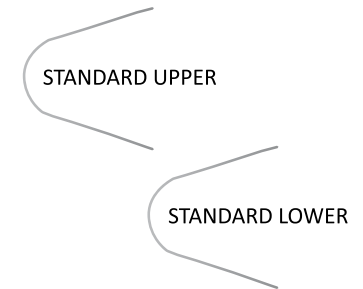


# CORD™ STAINLESS STEEL ARCHWIRES

## STAINLESS STEEL ARCHWIRES (10 PCS/PACK)

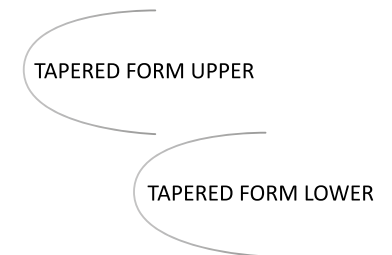
### STANDARD

SIZE	UPPER	LOWER	SIZE	UPPER	LOWER
<b>0.012</b>	SS-STU12	SS-STL12	<b>0.016×0.025</b>	SS-STU1625	SS-STL1625
<b>0.014</b>	SS-STU14	SS-STL14	<b>0.017×0.022</b>	SS-STU1722	SS-STL1722
<b>0.016</b>	SS-STU16	SS-STL16	<b>0.017×0.025</b>	SS-STU1725	SS-STL1725
<b>0.018</b>	SS-STU18	SS-STL18	<b>0.018×0.022</b>	SS-STU1822	SS-STL1822
<b>0.020</b>	SS-STU20	SS-STL20	<b>0.018×0.025</b>	SS-STU1825	SS-STL1825
<b>0.016×0.016</b>	SS-STU1616	SS-STL1616	<b>0.019×0.025</b>	SS-STU1925	SS-STL1925
<b>0.016×0.022</b>	SS-STU1622	SS-STL1622	<b>0.020×0.020</b>	SS-STU2020	SS-STL2020



### TAPERED

SIZE	UPPER	LOWER	SIZE	UPPER	LOWER
<b>0.012</b>	SS-TPU12	SS-TPL12	<b>0.016×0.025</b>	SS-TPU1625	SS-TPL1625
<b>0.014</b>	SS-TPU14	SS-TPL14	<b>0.017×0.022</b>	SS-TPU1722	SS-TPL1722
<b>0.016</b>	SS-TPU16	SS-TPL16	<b>0.017×0.025</b>	SS-TPU1725	SS-TPL1725
<b>0.018</b>	SS-TPU18	SS-TPL18	<b>0.018×0.022</b>	SS-TPU1822	SS-TPL1822
<b>0.020</b>	SS-TPU20	SS-TPL20	<b>0.018×0.025</b>	SS-TPU1825	SS-TPL1825
<b>0.016×0.016</b>	SS-TPU1616	SS-TPL1616	<b>0.019×0.025</b>	SS-TPU1925	SS-TPL1925
<b>0.016×0.022</b>	SS-TPU1622	SS-TPL1622	<b>0.020×0.020</b>	SS-TPU2020	SS-TPL2020

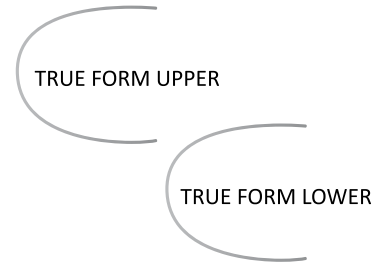


# CORD™ STAINLESS STEEL ARCHWIRES

## COATED STAINLESS STEEL ARCHWIRES (1 PC/PACK)

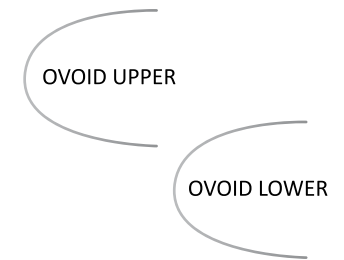
### TRUE FORM

SIZE	UPPER	LOWER	SIZE	UPPER	LOWER
<b>0.012</b>	CS-TFU12	CS-TFL12	<b>0.016×0.025</b>	CS-TFU1625	CS-TFL1625
<b>0.014</b>	CS-TFU14	CS-TFL14	<b>0.017×0.022</b>	CS-TFU1722	CS-TFL1722
<b>0.016</b>	CS-TFU16	CS-TFL16	<b>0.017×0.025</b>	CS-TFU1725	CS-TFL1725
<b>0.018</b>	CS-TFU18	CS-TFL18	<b>0.018×0.022</b>	CS-TFU1822	CS-TFL1822
<b>0.020</b>	CS-TFU20	CS-TFL20	<b>0.018×0.025</b>	CS-TFU1825	CS-TFL1825
<b>0.016×0.016</b>	CS-TFU1616	CS-TFL1616	<b>0.019×0.025</b>	CS-TFU1925	CS-TFL1925
<b>0.016×0.022</b>	CS-TFU1622	CS-TFL1622	<b>0.020×0.020</b>	CS-TFU2020	CS-TFL2020



### OVOID

SIZE	UPPER	LOWER	SIZE	UPPER	LOWER
<b>0.012</b>	CS-ODU12	CS-ODL12	<b>0.016×0.025</b>	CS-ODU1625	CS-ODL1625
<b>0.014</b>	CS-ODU14	CS-ODL14	<b>0.017×0.022</b>	CS-ODU1722	CS-ODL1722
<b>0.016</b>	CS-ODU16	CS-ODL16	<b>0.017×0.025</b>	CS-ODU1725	CS-ODL1725
<b>0.018</b>	CS-ODU18	CS-ODL18	<b>0.018×0.022</b>	CS-ODU1822	CS-ODL1822
<b>0.020</b>	CS-ODU20	CS-ODL20	<b>0.018×0.025</b>	CS-ODU1825	CS-ODL1825
<b>0.016×0.016</b>	CS-ODU1616	CS-ODL1616	<b>0.019×0.025</b>	CS-ODU1925	CS-ODL1925
<b>0.016×0.022</b>	CS-ODU1622	CS-ODL1622	<b>0.020×0.020</b>	CS-ODU2020	CS-ODL2020



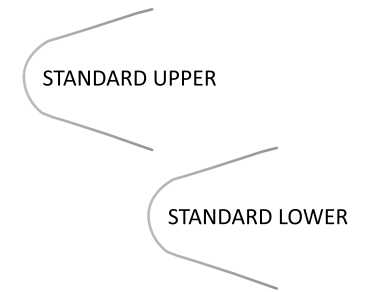


# CORD™ STAINLESS STEEL ARCHWIRES

## COATED STAINLESS STEEL ARCHWIRES (1 PC/PACK)

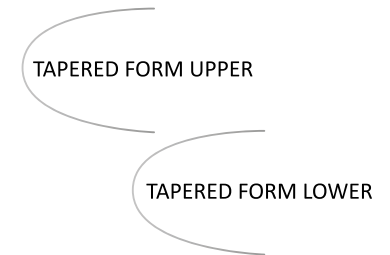
### STANDARD

SIZE	UPPER	LOWER	SIZE	UPPER	LOWER
<b>0.012</b>	CS-STU12	CS-STL12	<b>0.016×0.025</b>	CS-STU1625	CS-STL1625
<b>0.014</b>	CS-STU14	CS-STL14	<b>0.017×0.022</b>	CS-STU1722	CS-STL1722
<b>0.016</b>	CS-STU16	CS-STL16	<b>0.017×0.025</b>	CS-STU1725	CS-STL1725
<b>0.018</b>	CS-STU18	CS-STL18	<b>0.018×0.022</b>	CS-STU1822	CS-STL1822
<b>0.020</b>	CS-STU20	CS-STL20	<b>0.018×0.025</b>	CS-STU1825	CS-STL1825
<b>0.014×0.025</b>	CS-STU1425	CS-STL1425	<b>0.019×0.025</b>	CS-STU1925	CS-STL1925
<b>0.016×0.016</b>	CS-STU1616	CS-STL1616	<b>0.020×0.020</b>	CS-STU2020	CS-STL2020
<b>0.016×0.022</b>	CS-STU1622	CS-STL1622	<b>0.021×0.025</b>	CS-STU2125	CS-STL2125



### TAPERED

SIZE	UPPER	LOWER	SIZE	UPPER	LOWER
<b>0.012</b>	CS-TPU12	CS-TPL12	<b>0.016×0.025</b>	CS-TPU1625	CS-TPL1625
<b>0.014</b>	CS-TPU14	CS-TPL14	<b>0.017×0.022</b>	CS-TPU1722	CS-TPL1722
<b>0.016</b>	CS-TPU16	CS-TPL16	<b>0.017×0.025</b>	CS-TPU1725	CS-TPL1725
<b>0.018</b>	CS-TPU18	CS-TPL18	<b>0.018×0.022</b>	CS-TPU1822	CS-TPL1822
<b>0.020</b>	CS-TPU20	CS-TPL20	<b>0.018×0.025</b>	CS-TPU1825	CS-TPL1825
<b>0.014×0.025</b>	CS-TPU1425	CS-TPL1425	<b>0.019×0.025</b>	CS-TPU1925	CS-TPL1925
<b>0.016×0.016</b>	CS-TPU1616	CS-TPL1616	<b>0.020×0.020</b>	CS-TPU2020	CS-TPL2020
<b>0.016×0.022</b>	CS-TPU1622	CS-TPL1622	<b>0.021×0.025</b>	CS-TPU2125	CS-TPL2125



## CORD™ MULTI-STRAND WIRES (3 TWISTED)

- CORD™ stainless steel 3-twisted multi-strand wires are used in various stages of orthodontic treatment.
- These wires are made by twisting three individual stainless steel strands together, creating a flexible, durable wire that offers unique advantages in certain clinical applications.



- The CORD™ multi-strand design provides greater flexibility compared to single-strand wires, making them suitable for early stages of treatment when gentle, continuous forces are needed.
- This flexibility also allows for minor adjustments without compromising the wire's structure.

SIZE	ORDER NUMBER
0.0175	TS175
0.0195	TS195
0.0215	TS215

10 PCS/TUBE



# CORD™ LIGATURE WIRES

- Orthodontic stainless steel ligature wires are essential components in traditional braces systems, used to secure the archwire within the brackets.



- CORD™ Stainless steel ligature wires are known for their high strength, which allows them to hold the archwire securely in place even under the forces exerted during orthodontic treatment.
- This strength ensures stability and durability throughout the treatment process.
- Made from medical-grade stainless steel, these ligature wires resist corrosion, which is essential for long-term use in the moist environment of the mouth.
- The corrosion resistance also maintains the wire's integrity and prevents any metallic taste or reactions.

LENGTH	SIZE	ORDER NUMBER
<b>LONG</b> (300 PCS/TUBE)	0.010	LTL10
	0.012	LTL12
<b>SHORT</b> (100 PCS/TUBE)	0.010	LTS10
	0.012	LTS12



# CORD™ KOBAYASHI WIRES

- Kobayashi wires are specialized ligature wires with hooks that are used for additional functionality in braces systems. They provide extra anchorage points for elastics or other auxiliaries in orthodontic treatments.



- CORD™ Kobayashi wires are preformed ligature wires with a small, built-in hook, allowing orthodontists to attach elastics, rubber bands, or other auxiliaries easily. This feature is particularly useful for interarch elastic wear, providing patients with an anchor point on individual brackets.
- Made from high-quality stainless steel.
- CORD™ Kobayashi wires have excellent strength and durability, allowing them to withstand forces exerted by elastics and maintain their form without bending or breaking easily. This strength ensures they provide reliable support throughout treatment.

LENGTH	SIZE	ORDER NUMBER
LONG	0.010	KTL10
	0.012	KTL12
SHORT	0.010	KTS10
	0.012	KTS12

100 PCS/TUBE

*Creating future's*  
**Smiles**







# AUX HELPERS & ACCS

- HOOKS
- STOPS
- BUTTONS
- EYELETS
- ESSENTIAIS

# AUX™ HELPERS & ACCESSORIES

American Angle provides a wide range of accessories and auxiliaries which are used as complimentary additions to brackets and wires.

## CRIMPABLE BALL HOOKS:

Crimpable hooks are a traction element added to the dental arch wire for the convenience of orthodontists during clinical operations without removing the arch wire and prefabricating the traction hook before installation.

<b>CRIMPABLE HOOK ROUND 0.021</b>	10 PCS/BOX	CBH1001
<b>CRIMPABLE HOOK RECTANGULAR 0.021*0.025</b>	10 PCS/BOX	CBH1002

## CURVED CRIMPABLE HOOKS LEFT & RIGHT

Curved Crimpable hooks are easily crimped onto archwire for precise placement in or outside of the mouth. Crimp tubes create a strong, non-sliding lock with the archwire and remain firmly-in-place during treatment. Ball hook may be bent for right or left applications.

<b>CURVED CRIMPABLE HOOKS LEFT &amp; RIGHT</b>	10 PCS/BOX	CCH1001
--	------------	---------

## SLIDING CRIMPABLE HOOKS LEFT & RIGHT

Fixed on dental archwire to prevent it from movement, it can be placed onto archwires inside or outside the mouth.

<b>SLIDING CRIMPABLE HOOKS LEFT &amp; RIGHT</b>	10 PCS/BOX	CSC1001
---	------------	---------

## 90 DEGREE BENDING CRIMPABLE HOOKS LEFT & RIGHT

Fixed on dental arch wire, more flexible than normal crimpable hooks & mainly used for elastic lined and modules.

<b>90 DEGREE BENDING CRIMPABLE HOOKS LEFT &amp; RIGHT</b>	10 PCS/BOX	CDB1001
---	------------	---------

## OPEN-WALL ARCH HOOKS LEFT & RIGHT

Open-Wall arch hooks provide solid anchor for elastics or springs.

<b>OPEN-WALL ARCH HOOKS LEFT &amp; RIGHT</b>	10 PCS/BOX	COA1001
--	------------	---------

## CRIMPABLE CROSS TUBES

Cross tubes are used mainly to easily attach individual elements to the main archwire .

<b>CRIMPABLE CROSS TUBES</b>	10 PCS/BOX	CCT1001
------------------------------	------------	---------

## CRIMPABLE DOUBLE TUBES

Cross tubes are fixed on the archwire to facilitate other attachments and accessories.

<b>CRIMPABLE DOUBLE TUBES</b>	10 PCS/BOX	CDT1001
-------------------------------	------------	---------



# AUX™ HELPERS & ACCESSORIES

## CRIMPABLE STOPS

Crimp securely on an archwire to act as a stop.  
Quick application to activate open coils.  
Fit round or rectangular wires.

<b>CRIMPABLE STOPS ROUND (0.021)</b>	10 PCS/BOX	CCS1001
<b>CRIMPABLE STOPS ROUND (0.021*0.025)</b>	10 PCS/BOX	CCS1002



## CRIMPABLE MINI STOPS

Fixed on dental archwire to prevent it from movement.

<b>CRIMPABLE MINI STOPS SMALL (5MM)</b>	10 PCS/BOX	CMS1001
<b>CRIMPABLE MINI STOPS LARGE(8MM)</b>	10 PCS/BOX	CMS1002



## LINGUAL BUTTONS

Lingual buttons are used to correct misalignments, malocclusions, and crooked teeth.  
Used as a fixing point for power chains, springs, and wires for traction and tooth movement.  
Attached directly onto the tooth using orthodontic resins and composites.  
Lingual buttons are divided into bondable and weldable types.

<b>LINGUAL BUTTONS ROUND BONDABLE</b>	10 PCS/BOX	BRB1001
<b>LINGUAL BUTTONS ROUND WELDABLE</b>	10 PCS/BOX	BRB1002



## LINGUAL BUTTONS WITH HOOK

Bondable Round Base with hollow-out.  
The special Base design of a hollow base for removing spare adhesive increases the bonding strength.

<b>LINGUAL BUTTONS ROUND BONDABLE WITH HOLLOW-OUT</b>	10 PCS/BOX	BRH1001
---	------------	---------



## LINGUAL BUTTONS (BONDABLE HOLE)

Bondable holes allow for precise placement, facilitating optimal treatment outcomes.  
With an 80-gauge mesh base, these buttons offer excellent bonding strength, ensuring secure attachment to the teeth.

<b>LINGUAL BUTTONS BONDABLE HOLE</b>	10 PCS/BOX	LBH1001
--------------------------------------	------------	---------



## LINGUAL BUTTONS WITH TRACTION HOOK

Can be directly bonded to a tooth surface, it accepts and retains elastics, elastic thread, and wires as applied from any direction.  
It comes in a round and rectangular shape.

<b>LINGUAL BUTTONS WITH TRACTION HOOK (ROUND)</b>	10 PCS/BOX	BTH1001
<b>LINGUAL BUTTONS WITH TRACTION HOOK (RECTANGULAR)</b>	10 PCS/BOX	BTH1002



# AUX™ HELPERS & ACCESSORIES

## LINGUAL DIRECT BOND EYELET

Can be directly bonded to a tooth surface, it comes in round and rectangular shape.

<b>LINGUAL DIRECT BOND EYELET (ROUND)</b>	10 PCS/BOX	LDE1001
<b>LINGUAL DIRECT BOND EYELET (RECTANGULAR)</b>	10 PCS/BOX	LDE1002



## LINGUAL GOLDEN EYELET WITH CHAIN

The potential for allergic reaction is minimized with a plating of 24-karat gold, which helps to limit the amount of nickel ions that can be released into the oral environment.

The traction chain swings freely within the eyelet.

It can be cut easily to achieve the desired length; the traction chain can be tied to the archwire with elastic thread or tubing to provide traction in the desired direction.

Bondable to cuspids impacted palatally or labially, Take control of impacted cuspids.

<b>LINGUAL GOLDEN EYELET WITH CHAIN (ROUND)</b>	5 PCS/BOX	LGE1001
<b>LINGUAL GOLDEN EYELET WITH CHAIN (RECTANGULAR)</b>	5 PCS/BOX	LGE1002



## LINGUAL SHEATH

Lingual Sheaths fit all tubes perfectly and securely, preventing unwanted movements during distalisation and mesialisation.

<b>LINGUAL SHEATH PRE-WELD</b>	10 PCS/BOX	ALS1001
--------------------------------	------------	---------



## LINGUAL SHEATH WITH HOOK LEFT & RIGHT

Lingual Sheath with Hook offers maximum patient comfort and ease of use.

<b>LINGUAL SHEATH WITH HOOK L&amp;R RECTANGULAR SMOOTH BASE</b>	10 PCS/BOX	ALS1002
---	------------	---------



## LINGUAL CLEATS

Lingual cleat has a low-profile design with smooth ball hooks easily adjusted for elastic replacement or other treatment purposes.

<b>LINGUAL CLEATS WELDABLE (SMALL)</b>	10 PCS/BOX	LCS1001
<b>LINGUAL CLEATS WELDABLE (BIG)</b>	10 PCS/BOX	LCB1001



## BITE OPENER

Bite Opener offers a seamless solution for achieving bite opening, as it can be conveniently bonded to the lingual surface of maxillary teeth.

<b>BITE OPENER BONDABLE</b>	10 PCS/BOX	AOB1001
-----------------------------	------------	---------



## TONGUE TAMERS

Tongue tamer is designed to stop tongue thrusting and thumb sucking easily and effectively.

Bonds perfectly to upper or lower arches due to the curved 80-gauge foil mesh bonding base.

<b>TONGUE TAMER BONDABLE</b>	10 PCS/BOX	ATT1001
------------------------------	------------	---------





# AUX™ HELPERS & ACCESSORIES

## PALATAL ARCH BARS

Palatal arch bars provide excellent control of upper first molars that require stabilization, rotation, torquing or expansion. Molars can be rotated to the buccal by compressing the palatal loop during insertion. Molar stability can be maintained by inserting passively.

SIZE	DISTAL LOOP	MESIAL LOOP
37mm	PBD37	PBM37
39mm	PBD39	PBM39
41mm	PBD41	PBM41
43mm	PBD43	PBM43
45mm	PBD45	PBM45
47mm	PBD47	PBM47
49mm	PBD49	PBM49
51mm	PBD51	PBM51
53mm	PBD53	PBM53
55mm	PBD55	PBM55



2 PCS/BOX

## EXPANSION SCREW (HYRAX)

Expansion screws, double guided, suitable for distal plates and narrow standing mandibles.

EXPANSION SCREW	1pc/box	ES001
STANDARD SCREW	1pc/box	ES002
MINI SCREW	1pc/box	ES003

1 PC/Pack



Expansion screws



Mini Screw




Standard Screw



# AUX™ CLASS II CARRIER MOTION 3D

- AUX™ Class II Carrier Motion 3D Appliance is used to address Class II malocclusions, where the upper teeth are positioned too far forward relative to the lower teeth.



- The appliance consists of two arms attached to the canine or first premolar and the first molar.
- By using an elastics system attached to a lower anchor, it creates a force to move the molars back while the premolars and canines are shifted slightly forward.
- This can often correct the bite without extractions it Reduces treatment time, simplifies complex cases, and avoids surgery or more invasive procedures.
- It also eliminates the need for headgear.

DECIPTION	ORDER NUMBER
16mm	ACM-16
18mm	ACM-18
20mm	ACM-20
23mm	ACM-23
25mm	ACM-25
27mm	ACM-27

2 PCS/BOX





# DONUTS™ ELASTOMERICS

- SEPARATORS
- ROTATION WEDGES
- BUMPER TUBING
- ELASTICS
- LIGATURE TIES
- POWER CHAINS

# DONUTS™ ELASTOMERICS

## SEPARATORS

- Injection molded product from perfect sources.
- Made with quality that maintains color and flexibility.
- Can be used in both the anterior and posterior segments.

980 PCS/TUBE

SEP1001



## ROTATION WEDGES

- Designed to lock in to place adjacent to the tie wing of bracket.
- Available in transparent and grey colors.

TRANSPARENT

10 PCS/PACK

DRW1001

GREY

10 PCS/PACK

DRW1002



## BUMPER TUBING

- Stain resistance.
- Odour resistance.
- Maintains space where desired.
- Ideal for extraction site maintenance.
- Available in transparent and gray colors
- Fits up to an .046 wire.

TRANSPARENT

10 FT/SPOOL

DBT1001

GREY

10 FT/SPOOL

DBT1002



## ELASTICS

- Come in variable size and strengths.
- Will not stain and are ideal with latex sensitive patients.
- Each box includes 20 packages & each package includes 50 pcs.



LIGHT 2.5 OZ/71g  
5000 PCS/BOX

MEDIUM 3.5 OZ/99g  
5000 PCS/BOX

HEAVY 6.5 OZ/184g  
5000 PCS/BOX

1/8" (3.2mm)	EL1001
3/16" (4.8mm)	EL1002
1/4" (6.4mm)	EL1003
5/16" (7.9mm)	EL1004
3/8" (9.5mm)	EL1005

1/8" (3.2mm)	EM1001
3/16" (4.8mm)	EM1002
1/4" (6.4mm)	EM1003
5/16" (7.9mm)	EM1004
3/8" (9.5mm)	EM1005

1/8" (3.2mm)	EH1001
3/16" (4.8mm)	EH1002
1/4" (6.4mm)	EH1003
5/16" (7.9mm)	EH1004
3/8" (9.5mm)	EH1005



1/8" (3.1mm)



3/16" (4.8mm)



1/4" (6.4mm)



5/16" (7.9mm)


























3/8" (9.5mm)

# DONUTS™ ELASTOMERIC

## LIGATURE TIES

- Precision injection molded for consistent quality and fit.
- Color-stable and highly elastic throughout treatment.
- Available in clear and a wide range of colors.

1040 PCS/BOX

<b>CLEAR</b>		LT101	<b>GREEN</b>		LT113
<b>WHITE</b>		LT102	<b>CYAN</b>		LT114
<b>WHITE PEARL</b>		LT103	<b>CYAN PEARL</b>		LT115
<b>GREY</b>		LT104	<b>BABY BLUE</b>		LT116
<b>YELLOW</b>		LT105	<b>CRYSTAL BLUE</b>		LT117
<b>ORANGE</b>		LT106	<b>DEEP BLUE</b>		LT118
<b>GOLDEN</b>		LT107	<b>BLUE</b>		LT119
<b>PINK</b>		LT108	<b>GEM BLUE</b>		LT120
<b>BABY PINK</b>		LT109	<b>LAKE BLUE</b>		LT121
<b>PURPLE</b>		LT110	<b>BLACK</b>		LT122
<b>LIGHT PURPLE</b>		LT111	<b>RED</b>		LT123
<b>GRAPE</b>		LT112	<b>MAGENTA</b>		LT124



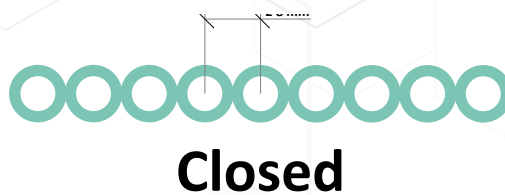
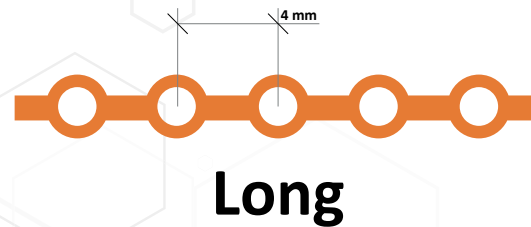
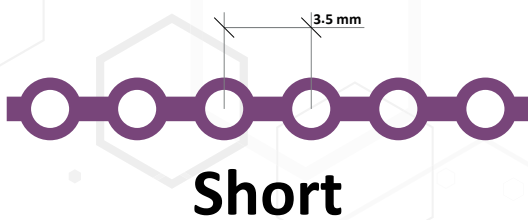
# DONUTS ELASTOMERICS

## POWER CHAINS

- Precision engineered for consistent force delivery.
- Color-stable and highly elastic throughout treatment.
- Available in clear and a wide range of colors.

## 15 FT/SPOOL

COLOR	SHORT	LONG	CLOSED	COLOR	SHORT	LONG	CLOSED
CLEAR	CS101	CL101	CC101	GREEN	CS113	CL113	CC113
WHITE	CS102	CL102	CC102	CYAN	CS114	CL114	CC114
WHITE PEARL	CS103	CL103	CC103	CYAN PEARL	CS115	CL115	CC115
GREY	CS104	CL104	CC104	BABY BLUE	CS116	CL116	CC116
YELLOW	CS105	CL105	CC105	CRYSTAL BLUE	CS117	CL117	CC117
ORANGE	CS106	CL106	CC106	DEEP BLUE	CS118	CL118	CC118
GOLDEN	CS107	CL107	CC107	BLUE	CS119	CL119	CC119
PINK	CS108	CL108	CC108	GEM BLUE	CS120	CL120	CC120
BABY PINK	CS109	CL109	CC109	LAKE BLUE	CS121	CL121	CC121
PURPLE	CS110	CL110	CC110	BLACK	CS122	CL122	CC122
LIGHT PURPLE	CS111	CL111	CC111	RED	CS123	CL123	CC123
GRAPE	CS112	CL112	CC112	MAGENTA	CS124	CL124	CC124







# MIRRORS

- AURORA™ STAINLESS STEEL MIRRORS



# AURORA™ STAINLESS STEEL MIRRORS



The AURORA Orthodontic Mirror Series represents the pinnacle of dental innovation, offering unparalleled performance and comfort. Here are the key features that set AURORA mirrors apart:

## EXCEPTIONAL CLARITY AND PRECISION:

- High-quality reflective surfaces provide crystal-clear images.
- Distortion-free viewing ensures accurate diagnoses and treatments.

## ERGONOMIC DESIGN:

- Comfortable grip reduces hand fatigue during extended use.
- Balanced weight distribution for optimal control and maneuverability.

## DURABLE CONSTRUCTION:

- Made from high-grade, corrosion-resistant materials.
- Built to withstand repeated sterilization cycles without degradation.

## ANTI-FOG TECHNOLOGY:

- Advanced coating prevents fogging, maintaining clear visibility throughout procedures.
- Reduces interruptions and improves efficiency during examinations.

## VERSATILE SIZES AND SHAPES:

- Range of options to suit different oral cavity areas and patient needs.
- Includes popular sizes like front surface, concave, and handle mirrors.

## ENHANCED PATIENT COMFORT:

- Smooth edges and contours minimize soft tissue irritation.
- Compact design allows for easy intraoral manipulation.

## EASY MAINTENANCE:

- Simple to clean and sterilize, promoting optimal hygiene standards.
- Resistant to staining and discoloration, preserving a professional appearance.

## OPTIMAL ILLUMINATION:

- Some models feature built-in LED lighting for improved visibility in hard-to-see areas.
- Reduces shadows and enhances detail perception during examinations.

## COMPATIBILITY WITH DIGITAL SYSTEMS:

- Select models designed to work seamlessly with intraoral cameras and imaging software.
- Facilitates comprehensive digital record-keeping and treatment planning.

By incorporating AURORA Orthodontic Mirrors into your practice, you'll experience enhanced visibility, improved efficiency, and greater patient satisfaction.

Choose AURORA – where excellence shines in every reflection!

# AURORA™ STAINLESS STEEL MIRRORS




## LATERAL

mir01  
1 PC/BOX




## SMALL OCCLUSION 2

mir02  
1 PC/BOX



## SMALL OCCLUSION 3

mir03  
1 PC/BOX



## LARGE OCCLUSION 1

mir04  
1 PC/BOX



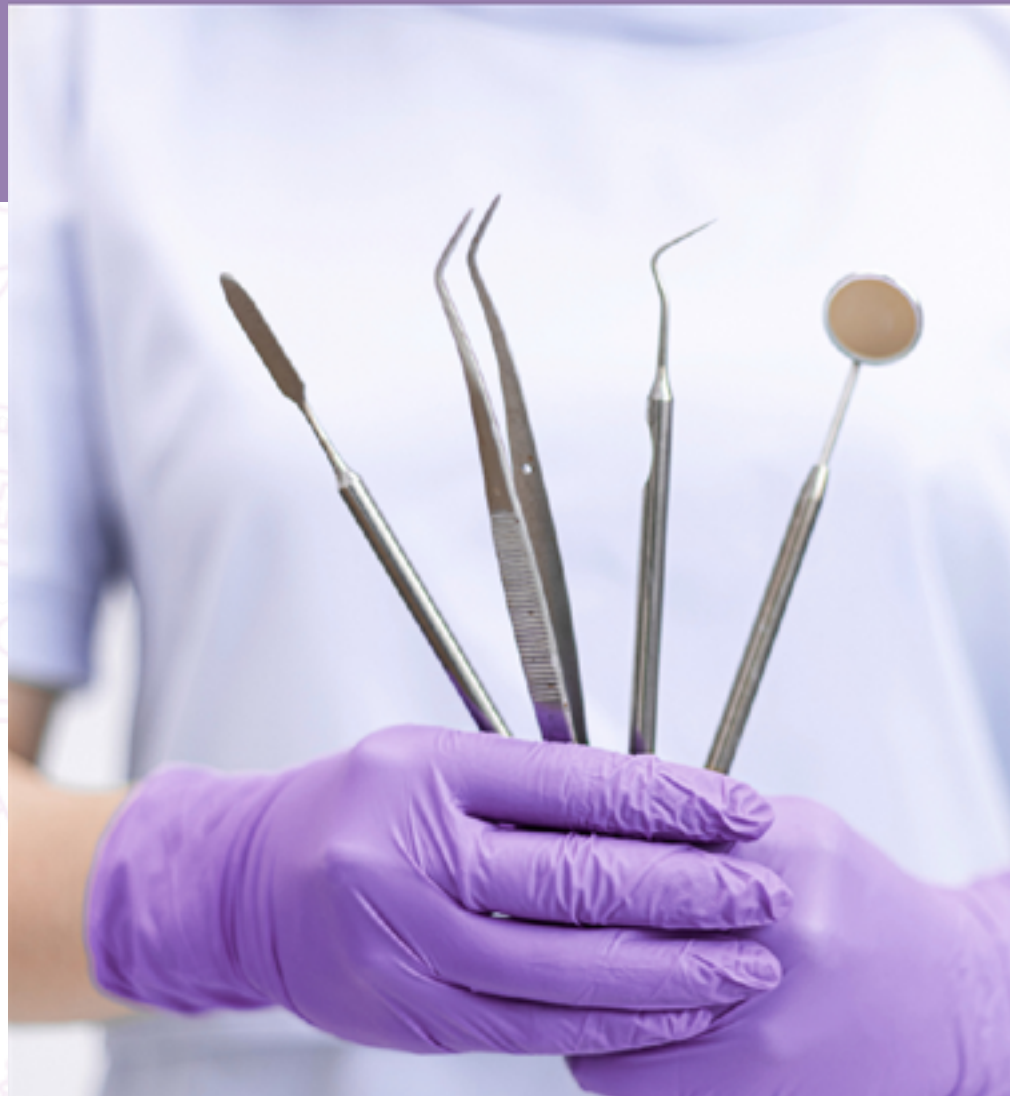
## LARGE OCCLUSION 2

mir05  
1 PC/BOX

Enhance Your Patients' Smiles with Our Premium

# ORTHODONTIC SOLUTIONS!

We offer advanced and customized orthodontic treatments to help your patients achieve beautiful, healthy smiles. Choose the best for your patients with high-quality products and exceptional care.







# BLADE™ INSTRUMENTS

- DISTAL END CUTTERS
- PLIERS
- INSTRUMENTS
- GAUGES

# DISTAL & CUTTERS



INS-001

## DISTAL END CUTTERS

Distal End Cutter, Universal cut 12 cm

### CUTTING CAPACITY:

- Max: .021" (.54mm) x .025" (.64mm)
- Min: .012" (.31mm) Ref: DEC-1001
- 1 PC/BOX



INS-002

## DISTAL END CUTTERS

Distal End Cutter, Universal cut 12 cm

### CUTTING CAPACITY:

- Max: .021" (.54mm) x .025" (.64mm)
- Min: .012" (.31mm)
- 1 PC/BOX



INS-003

## LIGATURE & PIN CUTTERS

Mini Ligature & Pin Cutters Str, slim Beak 12.5cm

### CUTTING CAPACITY:

- Max: .012" (.31mm) Soft Wires
- 1 PC/BOX



INS-004

## HARD WIRE CUTTERS

Hard Wire Cutters Str Long Beak 12cm

### CUTTING CAPACITY:

- Max: .021" (.54mm) to .028" (.71mm) Hard Wires
- 1 PC/BOX

# PLIERS



INS-005

## HARD WIRE CUTTERS

Hard Wire Cutters Straight 12cm.

**CUTTING CAPACITY:**

- Max:.021"(.54mm) to.028" (.71mm) Hard Wires
- 1 PC/BOX



INS-006

## HARD WIRE CUTTERS

Hard Wire Cutters Str Long Beak 12cm

**CUTTING CAPACITY:**

- Max:.021"(.54mm) to.028" (.71mm) Hard Wires
- 1 PC/BOX



INS-007

## BAND REMOVING

Band Removing Pliers Long 12.5cm

- 1 PC/BOX



INS-008

## WEINGART

Weingart Pliers 12.5cm

- 1 PC/BOX



INS-09

## WEINGART

Weingart Pliers 13cm

- 1 PC/BOX



# PLIERS



INS-010

## BIRD BEAK

Bird Beak Pliers 12cm

- 0.75mm
- 0.75mm
- 1 PC/BOX



INS-015

## HOOK CRIMPING

Hook Crimping Pliers

- 1 PC/BOX



INS-011

## LINGUAL ARCH

Lingual Arch Forming Pliers 12cm

CUTTING CAPACITY:

- Max:.036" (.91mm) wire
- 1 PC/BOX



INS-012

## RECTANGULAR ARCH

Rectangular Arch Forming Pliers 12cm

CUTTING CAPACITY:

- Max:.022"to .025" (.51mm to .64mm) wire
- 1 PC/BOX



INS-013

## SLIM ARCH

Slim Arch Forming Pliers 12cm

CUTTING CAPACITY:

- Max:.022"to .025" (.51mm to .64mm) wire
- 1 PC/BOX



INS-014

## TWEED PLIERS

Tweed Pliers 12.5cm

CUTTING CAPACITY:

- Max:.022"to .025" (.51mm to .64mm) wire
- 1 PC/BOX

## MATHIEU NEEDLE HOLDERS




INS-016

### MATHIEU NEEDLE HOLDERS

Mathieu Needle Holder 14cm  
extra ne beak

- 1 PC/BOX

## TWEEZERS




INS-017

### BONDING TWEEZERS

Bonding tweezers with slot aligner

- 1 PC/BOX



INS-018

### BONDING TWEEZERS

Buccal tube tweezer cross action

- 1 PC/BOX

# GAUGES



INS-019

## STAINLESS STEEL

Stainless Steel Height Gauge

- 1 PC/BOX



INS-020

## BLUE COLOR

Band Seater Stick autoclavable blue color

- 1 PC/BOX



INS-021

## MERSHON

Mershon Band Pusher

- 1 PC/BOX



INS-022

## BOONE POSITIONING

Boone Positioning Gauge

- 1 PC/BOX

# DEMONSTRATION MODELS

DESCRIPTION	ITEM NUMBER
Brilliance™ Mono-Crystalline (7×7) Bracket	ODM101
Pearl™ Polycrystalline (7×7) Bracket	ODM102
Pearl-Compact™ Polycrystalline Self-Ligating (7×7) Bracket	ODM103
Compact-Passive™ Metal Self-Ligating (7×7) Bracket	ODM104
Compact-Active™ Metal Self-Ligating (7×7) Bracket	ODM105
Pro-Master™ Metal Injection Molded (7×7) Bracket	ODM106
Alaska™ Metal Injection Molded (7×7) Bracket	ODM107
Alaska™ Mini Metal Injection Molded (7×7) Bracket	ODM108



# WARRANTIES & POLICIES

At American Angle Orthodontics, excellence in customer satisfaction drives everything we do.

American Angle is committed to delivering you the best products and support with a common goal of exceeding your expectations. We stand behind our products and offer an unconditional guarantee of satisfaction. Our customers can choose a credit, exchange, or refund any time they are not 100% satisfied.

To ensure we provide you with proper support throughout the return process, please contact us before sending any items.

Returns cannot be processed without prior authorization.

For return arrangements, please contact: Customer Service Department at **+1 (929) 330-8791**.

- **SHIPPING AND HANDLING POLICIES**

Prices are F.O.B. shipping point, with applicable shipping, handling, and sales tax added to invoices.

- **PAYMENT TERMS**

The payment should be **100%** in advance.

We accept payment via check, VISA, MasterCard, American Express, or Discover Card.

All payments must be made to our U.S. headquarters in U.S. currency.

- **PRODUCT AND PRICING POLICIES**

American Angle Orthodontics maintains the right to enhance product design and quality, modify prices, and discontinue products without prior notification.

For technique modifications, archwire size adjustments, or bracket/band preference changes, exchanges are permitted within one year of shipping if products are new, unopened, non-custom, and returned by the original purchaser.

- **WARRANTY TERMS**

American Angle Orthodontics' sole obligation and customer remedy for defective products is limited to merchandise replacement or purchase price refund, at our discretion.

We explicitly disclaim all implied warranties, including merchantability or fitness for purposes.

Contact us for an RMA number and send written defect claims to **8300 4TH AVENUE, STE. #405, BROOKLYN, NY, 11209, USA**, within one year of delivery.

- **BAND AND BRACKET WARRANTY:**

Single patients use only warranty applies.

Recycled bands or brackets void warranty coverage.

- **PRODUCT INSTRUCTIONS FOR USE**

For detailed product instructions and warranty policies, visit <https://americanangleortho.com/ifu>.

- **ORTHODONTIC INSTRUMENT WARRANTY RETURNS**

Defective pliers under warranty may be returned for repair or replacement at our discretion, provided they show no signs of misuse or tampering.

Contact **+1 (929) 330-8791** for an RMA number before returning items.

Ship authorized returns with visible RMA number and original documentation to **8300 4TH AVENUE, STE. #405, BROOKLYN, NY, 11209, USA**.

For routine maintenance and non-warranty repairs after six months of purchase, please contact: **8300 4TH AVENUE, STE. #405, BROOKLYN, NY, 11209, USA**.

Alternative service providers may be used. American Angle Orthodontics assumes no responsibility for third-party maintenance services.

- **WARNING**

Our products contain stainless steel and/or nickel titanium, which include nickel and chromium.

Cobalt-chromium products contain chromium and trace nickel.

These metals may cause allergic reactions in sensitive individuals.

If allergic reactions occur, direct patients seek medical consultation.

---



*Art*  
**OF THE DETAIL**





**AMERICAN ANGLE ORTHO LLC**

8300 4TH AVENUE, STE. #405, BROOKLYN, NY, 11209, USA

info@americanangleortho.com

+19293308791

www.americanangleortho.com